



Accessories



Ball Valves



Hose Clamps, Hose Clips
and Ferrules



Table of Contents

Accessories



Ball Valves

- 393 Product Information
- 393 Product Overview
- 394 Ball Valves - Sturdy Version
- 394 Ball Valves - Light Version
- 395 Double Ball Valves and Airhammer Ball Valves - Sturdy Version
- 395 Hexagon Ball Valves



Hose Clamps, Hose Clips and Ferrules

- 396 Product Information
- 396 Product Overview
- 397 Hose Clamps - Standard Version
- 398 Hose Clamps - US Version
- 398 Double-Ear Hose Clips
- 399 High-Performance Hose Clips made of Steel
- 400 High-Performance Hose Clips made of Stainless Steel
- 401 Ferrules for Low Pressure Hose Lines
- 401 Hand-Operated Assembly Machine

Ball Valves



LUDECKE ball valves are used as shut-off valves in pipe systems.

The way they work is simple:

In the fitting, a ball serves as shut-off device which opens and closes the fitting by a 90 degrees rotation. Due to full passage (which means the inner diameter of the bore in the ball is equal to the inner diameter of the connected pipeline) only small losses of flow occur.

They seal through special sealing rings which are mounted between ball and housing.

Advantages:

- High-quality materials
- Robust, reliable, absolutely leakage-proof and durable
- Easy and fast handling
- Different sizes, versions and connection types

Broad Range

Ball Valves -
Sturdy Version

Ball Valves -
Light Version

Double Ball Valves and
Airhammer Ball Valves

Hexagon Ball Valves



Materials	Ball Valves - Sturdy Version	Ball Valves - Light Version	Double Ball Valves and Airhammer Ball Valves	Hexagon Ball Valves
Body:	Brass CW617N	Forged brass nickel-plated	Brass CW617N	Brass MS 58 nickel-plated
Sockets:	Brass CW617N	Forged brass nickel-plated	Brass CW617N	-
Spindle and nut:	Brass MS 58 nickel-plated	Brass MS 58 nickel-plated	Brass MS 58 plain	-
Ball:	Brass MS 58 chromed	Brass MS 58 chromed	Brass MS 58 chromed	Brass MS 58 chromed
Ball seals:	PTFE	PTFE	PTFE glass fiber reinforced	PTFE
Spindle seals:	FKM	FKM	NBR	-
Handle:	Die-cast aluminium red/ black lacquered	Steel zinc-plated and coated with red PV	Steel red lacquered	Plastic
Max. Working Pressure:	PN 35 bar	see diagram	PN 35 bar	PN 10 bar
Temperature:	-15°C – + 100°C	-15°C – + 120°C	-15°C – + 100°C	-10°C – + 90°C
Thread:	DIN EN 10226	ISO 228	ISO 228	ISO 228
Page:	394	394	395	395

Ball Valves


Sturdy Version made of Brass Nickel-Plated

- High-quality ball valves used for air, water, colour, solvents etc.
- Maintenance-free operation, long-living, sturdy and reliable, easy switching with full free passage, tested to be leakproof
- For industry, construction and civil installations

Materials

- Body and Sockets: Brass CW617N sandblasted and nickel-plated
- Spindle and nut: Brass MS 58 nickel-plated
- Ball: Brass MS 58 chromed
- Ball seals: PTFE
- Spindle seals: FKM
- Handle: Die-cast aluminium red/ black lacquered

Max. Working Pressure	Temperature	Thread	Media	
PN 35 bar	-15°C – +100°C	DIN EN 10226	various	1



Ball Valves with female thread DIN EN 10226

Thread connection	L	SW	H	L1	Passage	Weight	Type No.
2 x R 1/4 f	50	25	78	95	8	296	KM 14 T
2 x R 3/8 f	60	25	78	95	10	302	KM 38 T
2 x R 1/2 f	75	26	82	95	15	390	KM 12 T
2 x R 3/4 f	80	32	90	104	20	682	KM 34 T
2 x R 1 f	90	39	97	104	25	876	KM 10 T
2 x R 2 f	140	70	170	178	50	3700	KM 20 T

Ball Valves

Light Version made of Brass Nickel-Plated

- Ball Valves with full passage and smaller sizes
- For construction, industry, craftsmanship, agriculture or civil installations

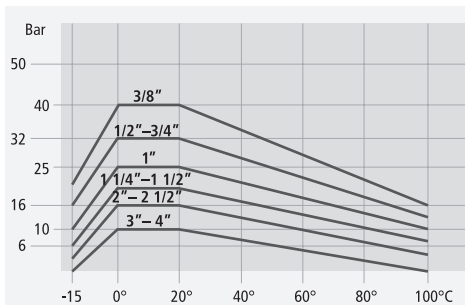

Materials

- Body and Sockets: Forged brass nickel-plated
- Spindle and nut: Brass MS 58 nickel-plated
- Ball: Brass MS 58 chromed
- Ball seals: PTFE
- Spindle seals: FKM
- Handle: Steel zinc-plated and coated with red PVC

Max. Working Pressure	Temperature	Thread	Passage	Pressure drop	Media	
⊖ Diagram	-15°C – +120°C	ISO 228	⊖ Diagram	⊖ Diagram	various	1

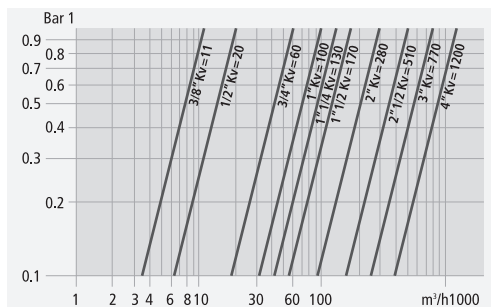
Ball Valves with female thread ISO 228

Thread connection	L	H	D	L1	Passage	Weight	Type No.
2 x G 1/4 f	46	48	24	85	8	150	K 14 K
2 x G 3/8 f	46	48	24	85	10	132	K 38 K
2 x G 1/2 f	50	40	30	85	15	180	K 12 K
2 x G 3/4 f	58	48	38	105	20	306	K 34 K
2 x G 1 f	68	52	46	105	25	470	K 10 K
2 x G 1 1/4 f	80	63	58	130	32	813	K 54 K
2 x G 1 1/2 f	93	69	70	130	40	1262	K 15 K
2 x G 2 f	110	83	86	165	50	2100	K 20 K
2 x G 2 1/2 f	133	116	111	260	65	3799	K 25 K
2 x G 3 f	156	127	135	260	80	5625	K 30 K



Pressure and temperature diagram

For each ball valve, the nominal pressure PN depends on the type size and the temperature or vice versa.



Port capacity and pressure drop diagram

The Kv is the flow rate, expressed in cubic meters per hour, at a pressure drop of 1 bar with water at 15°C.

Double Ball Valves and Airhammer Ball Valves

Sturdy Version made of Brass Plain

- High-quality, maintenance free and extremely robust valves made of brass
- With lever stop and ventilation, on request also without ventilation
- For compressed air supply in construction, at compressors and airhammers in the industry

Materials

- Body and Sockets: Brass CW617N
- Spindle and nut: Brass MS 58 plain
- Ball: Brass MS 58 chromed
- Ball seals: PTFE glass fiber reinforced
- Spindle seals: NBR
- Handle: Steel red lacquered

Max. Working Pressure	Temperature	Thread	Media	
PN 35 bar	-15°C – +100°C	ISO 228	Compressed air	1

Double Ball Valves

Connection*	Thread connection**	L	SW	H	Passage	Weight	Type No.
2 x G 3/4 m	G 1 f	115	41	105	13	1039	DKH 10
2 x KIGO 34	G 1 f	170	41	130	13	1350	DKH 10 G
2 x KIM 34	G 1 f	170	41	130	13	1435	DKH 10 M



Airhammer Ball Valves, inlet thread with locking nut SW 32, outlet with inside cone 1:4

Connection*	Thread connection**	L	SW	H	Passage	Weight	Type No.
G 3/4 m	G 3/4 m	81	32	82	13	491	BKH 34
KIM 34	G 3/4 m	120	32	82	13	684	BKH 34 M

- On request we produce valves according to your drawings or samples with special connections and seals.
- Also available with T-Handle up to DN 25 e.g. KM 34 TBG (surcharge of 3.62 Euro/ piece)
- Please order ball valves used in inspected plants separately, e.g. KM 12 T - AD (after TRB 404)

*Outlet

**Inlet



Hexagon Ball Valves

- Miniature ball valves made of brass nickel-plated
- For pneumatic or water installations in industry, construction or civil applications

Materials

- Body: Brass MS 58 nickel-plated
- Ball: Brass MS 58 chromed
- Ball seals: PTFE
- Handle: Plastic


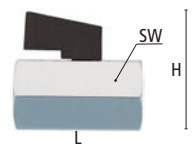
Max. Working Pressure	Temperature	Thread	Media	
PN 10 bar	-10°C – +90°C	ISO 228	Air / Water	10

Hexagon Ball Valves with 2 x female thread

Thread connection	L	SW	H	Passage	Weight	Type No.
2 x G 1/4 f	36	19	38	5.5	71	KM 14 TS
2 x G 3/8 f	41	21	38	8	86	KM 38 TS
2 x G 1/2 f	48	25	42	10	137	KM 12 TS

Hexagon Ball Valves with female/male thread

Thread connection	L	SW	H	Passage	Weight	Type No.
G 1/4 m - G 1/4 f	36	19	38	5.5	61	KMZ 14 TS
G 3/8 m - G 3/8 f	41	21	38	8	83	KMZ 38 TS
G 1/2 m - G 1/2 f	48	25	42	10	130	KMZ 12 TS



Hose Clamps, Hose Clips and Ferrules



For hose assembly of fittings, different assembly methods from strong clamps to light clips and ferrules can be used subject to application, media, pressure or hose material.






Selection criteria are:

- Safety of the assembly
- Solvability
- Quickness
- Necessary devices (e.g. crimping machine)
- Cleanliness/ risk of injury (e.g. protruding screws)

Advantages:

- High-quality materials
- Robust, reliable and durable
- Easy handling
- Different sizes and versions
- Extremely safe connection due to hose clips with spacers and safety claws
- Can be reused at any time

Broad Range

	Hose Clamps - Standard Version	Hose Clamps - US-Version	Double-Ear Hose Clips	High-Performance Hose Clips	Ferrules for Low Pressure Hose Lines
Materials					
Clamps:	Malleable iron zinc-pl. and yellow passivated/ Stainless Steel 1.4401	Malleable iron zinc-pl. and yellow passivated	Unbreakable special reliable steel zinc-plated & blue chromated	-	-
Spacers:	Malleable iron zinc-pl. and yellow passivated/ Stainless Steel 1.4401	-	-	-	-
Screws:	Steel zinc-plated/ Stainless Steel A4-70	Steel zinc-plated	-	Steel W1 zinc-pl. and thick layer passiv./ Stainless Steel W5	-
Band:	-	-	-	Steel W1 zinc-pl. and thick layer passiv./ Stainless Steel W5	-
Body:	-	-	-	Steel W1 zinc-pl. and thick layer passiv./ Stainless Steel W5	Annealed steel, zinc-plated and yellow passivated
Max. Working Pressure:	PN 16/ 25 bar	PN 25 bar	-	-	-
Norm:	DIN 20039 A/B	-	-	DIN 3017	-
Page:	397	398	398	399	401

Hose Clamps

Standard Version (DIN 20039 A/B)


- Robust clamps made of malleable iron zinc plated and yellow passivated (free of chrome VI) or stainless steel 1.4401
- Robust, easy and secure hose assembly for various fittings and applications

Materials

- Clamps, spacers: Malleable iron zinc-plated and yellow passivated (free of chrome VI)/ Stainless Steel 1.4401
- Screws: Steel zinc-plated/ Stainless Steel A4-70


Max. Working Pressure	Norm
PN 16 / 25 bar	DIN 20039 A/B

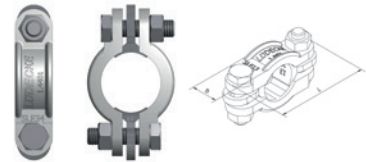
Hose Clamps made of malleable iron, two parts with overlapping cast-on-spacers

Hose-o.D./		L	B	Screw size		Weight	Type No.
Version	Range						
Hose i.D. 13	17-22	60	17	M 8x30	10	95	S 22




Hose Clamps DIN 20039 A made of stainless steel 1.4401, two parts with loose spacers

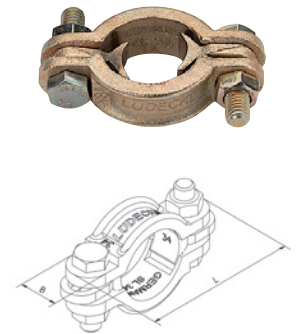
Hose-o.D./		L	B	Screw size		Weight	Type No.
Version	Range						
Hose i.D. 13	18-26	63	18	M 8x30	5	140	SLE 13
Hose i.D. 19	26-33	71	18	M 8x30	5	160	SLE 19
Hose i.D. 25	32-40	81	18	M 10x35	5	210	SLE 25




Hose Clamps DIN 20039 A made of malleable iron, two parts with loose spacers

Hose-o.D./		L	B	Screw size		Weight	Type No.
Version	Range						
Hose i.D. 13	22-29	63	18	M 8x30	10	128	SL 29*
Hose i.D. 19	28-34	71	18	M 8x30	10	134	SL 34*
Hose i.D. 25	32-40	81	18	M 10x35	10	188	SL 40*
Hose i.D. 32	39-49	91	20	M 10x35	10	244	SL 49*
Hose i.D. 38	48-60	108	24	M 10x45	5	297	SL 60*
Hose i.D. 50	56-72	116	25	M 10x50	5	340	SL 72
Hose i.D. 50	60-76	127	25	M 10x50	5	405	SL 76
Hose i.D. 63	77-94	146	30	M 12x55	5	556	SL 94
Hose i.D. 75	89-101	139	25	M 12x110	1	665	SL 400
Hose i.D. 75	94-115	176	35	M 12x65	1	739	SL 115
Hose i.D. 89	113-127	170	27	M 12x110	1	890	SL 525
Hose i.D. 89	115-145	198	38	M 12x80	1	1046	SL 145
Hose i.D. 100	127-140	178	28	M 12x110	1	972	SL 550
Hose i.D. 100	135-155	194	27	M 12x110	1	984	SL 600
Hose i.D. 125	155-175	217	30	M 12x125	1	1130	SL 675
Hose i.D. 150	175-195	244	30	M 12x125	1	1445	SL 769
Hose i.D. 175	210-225	280	35	M 16x150	1	2163	SL 875
Hose i.D. 200	227-250	312	35	M 16x150	1	2610	SL 988

*according to DIN 20039 A

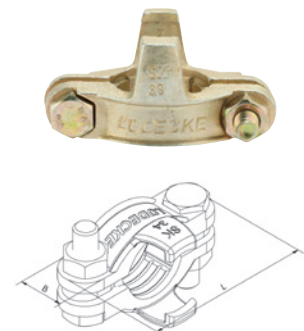


Hose Clamps DIN 20039 B made of malleable iron, two parts with loose spacers and safety claws***

Hose-o.D./		L	B	Screw size		Weight	Type No.
Version	Range						
Hose i.D. 13	22-29	63	18	M 8x30	10	142	SK 29
Hose 19x2		63	18	M 8x30	10	140	SK 29 FL**
Hose i.D. 19	28-32	77	21	M 10x35	10	220	SK 34
Hose 25x2		77	21	M 10x35	10	220	SK 34 FL**
Hose i.D. 25	35-42	90	22	M 10x35	10	272	SK 39
Hose i.D. 28	42-45	98	24	M 10x35	5	340	SK 44
Hose i.D. 35	45-53	108	25	M 10x45	5	380	SK 51
Hose i.D. 42	55-60	119	26	M 10x45	1	416	SK 60
Hose i.D. 50	60-73	132	30	M 12x55	1	637	SK 73
Hose i.D. 75	86-102	160	28	M 12x55	1	860	SK 75

**for flat hose

***PN 25 bar



Hose Clamps

US-Version

- Hose clamps made of malleable iron zinc plated and yellow passivated (free of chrome VI)
- **Robust, easy and secure hose assembly for various fittings and applications**

Materials


- Clamps: Malleable iron zinc-plated and yellow passivated (free of chrome VI)
- Screws: Steel zinc-plated


Max. Working Pressure

PN 25 bar

US-Version Hose Clamps, two parts with safety claws

Hose-o.D./

Version	Range	L	B	Screw size	Screws		Weight	Type No.
Hose i.D. 13	21-27	45	55	M 8x35	2	10	171	LB-4
Hose i.D. 19	30-35	43	65	M 8x45	2	10	176	SKA 34
Hose i.D. 19	30-33	64	70	M 10x50	2	1	405	LBU-9
Hose i.D. 19	33-38	70	71	M 10x50	2	1	413	LB-9
Hose i.D. 19	38-43	68	78	M 10x60	2	1	433	LB-10
Hose i.D. 25	34-45	70	85	M 10x50	2	1	500	SKA 10
Hose i.D. 50	63-70	100	120	M 12x80	4	1	1503	LBU-29



Double-Ear Hose Clips

- Clips made of special reliable steel zinc plated and blue chromated (free of chrome VI)
- Easy and fast assembly with pincer
- Concentric and strong clamp-effect, safe and unsolvable
- No risk of injury
- **To assemble hoses and fittings for various media**

Materials

- Clips: Unbreakable special reliable steel zinc-plated and blue chromated (free of chrome VI)

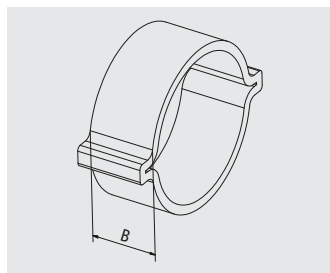


100

Double-Ear Hose Clips

Hose-o.D./ Range	B	Weight	Type No.
5-7	5.5	1	ZOS 5-7
7-9	6	2	ZOS 7-9
9-11	6	2	ZOS 9-11
11-13	6	3	ZOS 11-13
13-15	7	4	ZOS 13-15
14-17	7.5	4	ZOS 14-17
15-18	8	5	ZOS 15-18
17-20	8	5	ZOS 17-20
19-21	7	5	ZOS 19-21
20-23	9	8	ZOS 20-23
22-25	9	9	ZOS 22-25
23-27	9	9	ZOS 23-27
25-28	9	10	ZOS 25-28
27-31	9	12	ZOS 27-31
31-34	9	13	ZOS 31-34
34-37	9	16	ZOS 34-37
37-40	9	17	ZOS 37-40
40-43	9	18	ZOS 40-43

Special assembly pincer	L	H	Weight	Type No.
	220	50	332	ZOSZ



High-Performance Hose Clips

made of Steel W1 (DIN 3017)

- High-performance hose clips made of steel W1, free of chrome VI, zinc-plated and thick layer passivated
- Optimum sealing through high belt tension – maximum strip safety
- Hose-protective through rounded edges and smooth band insides
- Thinner screw body with new suspension, hence improved tightening and fracture torque
- Material and clamp range stamped at inner band side
- Hexagon screw with cross-slotted head
- Optimum distribution of tension over complete hose diameter
- Up to size 90 in boxes, sizes 100-180 in plastic bags, from size 190 individually
- For safe, fast and removable assembly of various hoses and fittings for different media

Materials

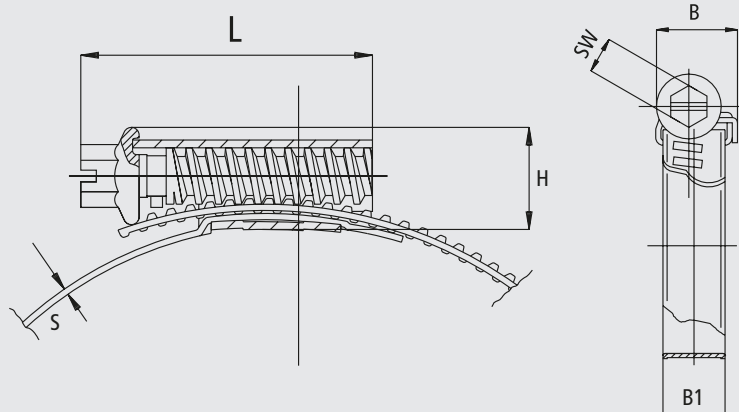
- Band, body, screw: Steel W1 zinc-plated and thick layer passivated

Norm

DIN 3017

High-Performance Hose Clips, band and lock made of steel W 1 zinc-plated

Range				torque		band-width					Weight	Type No.
mm	inch	B	SW	Max.Nm	L	H	B1	S	band-thickness			
8-12	5/18-1/2	14	7	2-2.5	20.5	11.5	9	0.7	100	12	HS 12	
10-16	5/18-5/8	14	7	2-2.5	20.5	11.5	9	0.8	100	13	HS 16	
12-22	1/2-3/4	14	7	3-3.5	24	11.5	9	0.8	100	16	HS 20	
16-27	5/8-1	16	7	5-5.5	31	13	9	0.8	100	17	HS 25	
20-32	3/4-1 1/4	16	7	5-5.5	31	13	12	0.8	50	27	HS 32	
25-40	1-1 5/8	16	7	5-5.5	31	13	12	1.0	50	32	HS 40	
30-45	1 3/8-1 3/4	16	7	5-5.5	31	13	12	1.0	50	33	HS 45	
35-50	1 1/4-2	16	7	5-5.5	31	13	12	1.0	50	35	HS 50	
40-60	1 5/8-2 3/8	16	7	5-5.5	31	13	12	1.0	25	39	HS 60	
50-70	2-2 3/4	16	7	5-5.5	31	13	12	1.0	25	43	HS 70	
60-80	2 3/8-3 1/8	16	7	5-5.5	31	13	12	1.0	25	45	HS 80	
70-90	2 3/4-3 1/2	16	7	5-5.5	37	13	12	1.0	25	52	HS 90	
80-100	3 1/8-4	16	7	5-5.5	37	13	12	1.0	10	53	HS 100	
90-110	3 1/2-4 3/8	16	7	5-5.5	37	13	12	1.0	10	53	HS 110	
100-120	4-4 3/4	16	7	5-5.5	37	13	12	1.0	10	58	HS 120	
110-130	4 3/8-5 1/8	16	7	5-5.5	37	13	12	1.0	10	60	HS 130	
120-140	4 3/4-5 1/2	16	7	5-5.5	37	13	12	1.0	10	63	HS 140	
130-150	5 1/8-5 7/8	16	7	5-5.5	37	13	12	1.0	5	69	HS 150	
140-160	5 1/2-6 1/4	16	7	5-5.5	37	13	12	1.0	5	71	HS 160	
150-170	5 7/8-6 5/8	16	7	5-5.5	37	13	12	1.0	5	74	HS 170	
160-180	6 1/4-7	16	7	5-5.5	37	13	12	1.0	5	77	HS 180	
170-190	6 1/2-7 1/2	16	7	5-5.5	37	13	12	1.0	1	79	HS 190	
180-200	7 1/8-8	16	7	5-5.5	37	13	12	1.0	1	81	HS 200	
190-210	7 1/2-8 1/4	16	7	5-5.5	37	13	12	1.0	1	86	HS 210	
200-220	8-8 3/4	16	7	5-5.5	37	13	12	1.0	1	92	HS 220	
210-230	8 1/8-9	16	7	5-5.5	37	13	12	1.0	1	98	HS 230	
220-240	8 3/4-9 3/8	16	7	5-5.5	37	13	12	1.0	1	101	HS 240	
230-250	9-9 3/4	16	7	5-5.5	37	13	12	1.0	1	105	HS 250	
240-260	9 3/8-10 1/4	16	7	5-5.5	37	13	12	1.0	1	108	HS 260	
250-270	9 3/4-10 1/2	16	7	5-5.5	37	13	12	1.0	1	112	HS 270	
260-280	10 1/4-11	16	7	5-5.5	37	13	12	1.0	1	116	HS 280	



High-Performance Hose Clips

made of Stainless Steel W5 (DIN 3017)

- High-performance hose clips made of stainless steel W5
- Optimum sealing through high belt tension – maximum strip safety
- Hose-protective through rounded edges
- Stamped band
- Thinner screw body with new suspension, hence improved tightening and fracture torque
- Material and clamp range stamped at inner band side
- Hexagon screw with cross-slotted head
- Optimum distribution of tension over complete hose diameter
- Up to size 90 in boxes, size 100 in plastic bags
- For safe, fast and removable assembly of various hoses and fittings for different media

Materials

- Band, body, screw: Stainless Steel W5

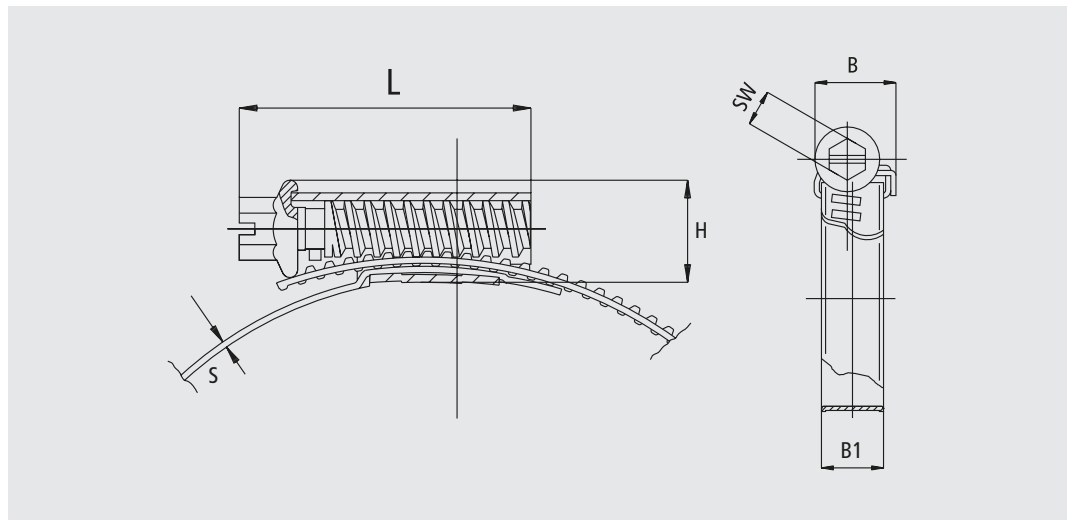
Norm

DIN 3017



High-Performance Hose Clips, band and lock made of stainless steel W 5

Range				torque			band-width				Weight	Type No.
mm	inch	B	SW	Max. Nm.	L	H	B1	S	band-thickness			
8-12	5/18-1/2	10.5	6	1.5	17	9.5	8	0.7	100	6	HSE 12	
8-16	5/18-5/8	14	7	2-2.5	21	14	9	0.8	100	11	HSE 16	
12-20	1/2-3/4	14	7	2-2.5	24	14	9	0.8	100	13	HSE 20	
16-25	5/8-1	14	7	3-3.5	24	14	9	0.8	100	14	HSE 25	
20-32	3/4-1 1/4	14	7	3-3.5	24	14	9	0.8	100	15	HSE 32	
25-40	1-1 5/8	14	7	3-3.5	26	14	9	0.8	50	18	HSE 40	
32-50	1 1/4-2	14	7	3-3.5	26	14	9	0.8	50	18	HSE 50	
40-60	1 5/8-2 3/8	14	7	3-3.5	26	14	9	1.0	25	20	HSE 60	
50-70	2-2 3/4	14	7	3-3.5	26	14	9	1.0	25	21	HSE 70	
60-80	2 3/8-3 1/8	14	7	3-3.5	26	14	9	1.0	25	23	HSE 80	
70-90	2 3/4-3 1/2	14	7	3-3.5	26	14	9	1.0	25	25	HSE 90	
80-100	3 1/8-4	14	7	3-3.5	26	14	9	1.0	10	28	HSE 100	



Ferrules for Low Pressure Hose Lines

- Ferrules made of annealed steel zinc-plated and yellow passivated
- Easy, fast and absolutely safe hose crimping with **LUDECKE** hand-operated assembly machine SPR-333 up to type LPH-23
- No risk of injury, clean and unsolvable connection
- For crimping of various hoses and fittings for different media

Materials

- Body: annealed steel zinc-plated and yellow passivated


Max. Working Pressure

PN 16 bar

Ferrules for Low Pressure Hose Lines

D	for hose			L	D1	Assembly-M.	Weight	☐	Type No.
	DIN 20018	water	PVC						
12.5				17	8.5	SPR 333	3	100	LPH-12.5
13.5			6x3	20	9.3	SPR 333	5	100	LPH-13.5
14.5	6x3.5			17	10	SPR 333	5	100	LPH-14.5
16			8x3	17	11.5	SPR 333	5	100	LPH-16
18	9x3.5		10x3	20	13.5	SPR 333	7	100	LPH-18
19			12x3	20	13.9	SPR 333	9	100	LPH-19
19.5				26	14.5	SPR 333	10	100	LPH-19.5
21				32	16.5	SPR 333	12	100	LPH-21
22				32	17	SPR 333	16	100	LPH-22
23		13x3		32	17	SPR 333	18	100	LPH-23
25	13x5			32	17		19	100	LPH-25
28	15x6			32	20.5		22	100	LPH-28
30.5		19x4		33	24.3		24	100	LPH-30
33	19x6			35	24.8		40	25	LPH-33
38		25x4.5		35	28		47	25	LPH-38
41	25x7			40	30		64	25	LPH-41

For higher working pressure we recommend hydraulic crimping with turned steel-ferrules type PH (☐ page 245) or on request.



Hand-Operated Assembly Machine

for Low Pressure Ferrules

- Crimping machine for easy and safe assembly of low-pressure hoses from 3 to 16 mm Hose i.D.
- **Clean:** Exact assembling of fitting, hose and ferrule through centric crimping of the ferrule
- **Simple:** Fast assembling, quick and easy
- **Reliable:** Improved safety through perfect fit
- **Safe:** Reduced danger of injury
- With two crimping-jaw sets for crimping range from 3 to 9 mm and from 10 to 16 mm.
- **Flexible:** For mobile use

Assembly Machine

for hose		Hose o.D./		Weight	Type No.
Hose i.D.	Range	suitable ferrule	e.g. for fitting		
3-16	10-22	LPH 12.5-23	Pneumatic-Connect., ES-Couplings	12.2 kg	SPR-333

