



Processing Industry












<p>NEW!</p> <p>Dripless Quick Connect Couplings</p> 	<p>Standard Quick Connect Couplings</p> 	<p>Temperature Regulation Quick Connect Couplings</p> 	<p>NEW!</p> <p>Quick Connect Couplings and Screwings for Cleaning Applications</p> 
<p>Claw Couplings</p> 	<p>Chemical and Industrial Fittings</p> 	<p>Couplings and Fittings for Snowmaking Systems</p> 	<p>Water Fittings</p> 
<p>Hose Clamps and Hose Clips</p> 	<p>Clean Connect by LUDECKE</p>	<p>Liqui Safe[®] by LUDECKE</p>	<p>Snow Master[®] by LUDECKE</p>

Table of Contents

Processing Industry

264 General Information

Dripless Quick Connect Couplings

- 266 Product Information
- 269 Product Overview with Plug Profiles
- 270 Quick Connect Couplings (LiquiSafe by **LUDECKE**®) Series ESCBN DN 4 **NEW!**
- 271 Quick Connect Couplings (LiquiSafe by **LUDECKE**®) Series ESCBE DN 4 **NEW!**
- 272 Quick Connect Couplings (LiquiSafe by **LUDECKE**®) Series ESCBN DN 6 **NEW!**
- 274 Quick Connect Couplings (LiquiSafe by **LUDECKE**®) Series ESCBE DN 6 **NEW!**
- 276 Quick Connect Couplings (LiquiSafe by **LUDECKE**®) Series ESCBN DN 9 **NEW!**
- 278 Quick Connect Couplings (LiquiSafe by **LUDECKE**®) Series ESCBE DN 9 **NEW!**
- 280 Mini Quick Connect Couplings Series ESMLA DN 5

Standard Quick Connect Couplings

- 282 Product Information
- 284 Product Overview with Plug Profiles
- 286 Micro Quick Connect Couplings Series ESMCE DN 2.7
- 291 Mini Quick Connect Couplings Series ESME DN 5
- 296 Quick Connect Couplings Series ESE DN 7.2
- 301 Industrial Quick Connect Couplings Series ESIE DN 7.8
- 304 Industrial Quick Connect Couplings Series ESIGE DN 10
- 307 Industrial Quick Connect Couplings Series ESGE DN 19
- 309 MODY CleanConnect Spiral Hoses made of Polyurethane
- 309 Compressed Air Blow-off Valve

Temperature Regulation Quick Connect Couplings

- 310 Product Information
- 313 Product Overview with Plug Profiles
- 314 Temperature Regulation Quick Connect Couplings Series ESHME DN 6
- 316 Temperature Regulation Quick Connect Couplings (TempSecure by **LUDECKE**®) Series ESHMTE DN 6
- 317 Temperature Regulation Quick Connect Couplings Series ESHE DN 9
- 319 Temperature Regulation Quick Connect Couplings (TempSecure by **LUDECKE**®) Series ESHTe DN 9
- 320 Temperature Regulation Quick Connect Couplings (TempSecure by **LUDECKE**®) Series ESHGTE DN 13 **NEW!**
- 321 Manifolds for Temperature Regulation Lines
- 321 Colour Coding






Quick Connect Couplings and Screwings for Cleaning Applications

- 322 Product Information
- 325 Product Overview
- 326 Screwings for Cleaning Applications
- 327 Quick Connect Couplings for Cleaning Applications (TempSecure by **LUDECKE**®) Series ESHGTE DN 13 **NEW!**



Table of Contents

Processing Industry

		Claw Couplings		
		Product Information	328	
		Product Overview	329	
		Claw Couplings - Standard Version	330	
		Claw Couplings - MODY-Safety-Screwing-Couplings	331	
		Chemical and Industrial Fittings		
		Product Information	332	
		Product Overview	334	
		Kamlok Quick Couplings and Plugs	335	
		Spare Parts for Kamlok Quick Couplings	338	
		Steam Screwings	340	
		Safety Clamps	344	
		Thread Stems	344	
		SoftFlow Material Conveying Quick Connect Couplings	346	
		Couplings and Fittings for Snowmaking Systems		
		Product Information	348	
		Product Overview	349	
		High-Pressure Quick Couplings (SnowMaster by LUDECKE [®])	350	
		Drain Adapter (SnowMaster by LUDECKE [®])	352	
		High-Pressure Screwings (SnowMaster by LUDECKE [®])	352	
		Water Fittings		
		Product Information	354	
		Claw Couplings for Strict Hygiene Requirements	355	
		Hose Clamps and Hose Clips		
		Hose Clamps	356	
		High-Performance Hose Clips	357	

Innovative Coupling Systems for the Processing Industry



For applications with specific hygiene standards or in lines carrying aggressive media (i.e. gases, chemicals, pharmaceuticals or varnish products etc.), especially reliable and temperature resistant couplings and fittings are required.

With the CleanConnect product portfolio **LUDECKE** offers a superior range mostly made of stainless steel and perfectly adapted to these extraordinary requirements.

The dripless LiquiSafe by **LUDECKE**® quick connect couplings as well as the energy-efficient coupling systems and the couplings equipped with various safety mechanisms deserve special mention. They guarantee maximum safety and reliability in daily work.

Advantages:

- High-quality materials (stainless steel)
- Robust, safe and reliable
- Absolutely leakage-proof and durable
- Easy handling
- Different sizes, connection and valve types
- Smooth surfaces to avoid dirt from collecting
- Dripless products
- Energy-efficient coupling systems and couplings with different safety mechanisms

**Clean
Connect**
by **LUDECKE**





Broad Range

From classic claw couplings and quick connect couplings to chemical and industrial fittings as well as fittings for snowmaking machines: at **LUDECKE** you will find the right product for various applications.



Valve Designs

The **LUDECKE** couplings are available in different valve designs.

<p>Straight-Through</p>  <p>Female part (Coupling) Male part (plug)</p>	<p>Single Shut-off</p>  <p>Female part (Coupling) Male part (plug)</p>	<p>Double Shut-off</p>  <p>Female part (Coupling) Male part (plug)</p>	<p>Dripless</p>  <p>Female part (Coupling) Male part (plug)</p>
<ul style="list-style-type: none"> • No valve - neither within the coupling nor within the plug • Maximum flow rate • During disconnection: media will leak from the coupling and plug line 	<ul style="list-style-type: none"> • Straight-through plug • Coupling with valve • During disconnection: media might leak from the plug line 	<ul style="list-style-type: none"> • Valves on both sides (male/female) • During disconnection: media will stay in the hose of both connection lines, constant pressure is maintained • Valve construction designed for media flow from coupling to plug 	<ul style="list-style-type: none"> • Valves on both sides (male/female) - without dead space volume • During disconnection: only a minimal film of the media will leak (no drops will form)


Materials

LUDECKE only works with premium materials which are customised to the application.

<p>Stainless Steel</p>	<p>Steel (machining steel)</p>
<p>Most of the processing industry couplings and fittings consist of stainless steel - a material with a special degree of purity. The LUDECKE products are made of stainless steel 1.4035, 1.4401 and 1.4404 (1.4571 on request).</p>	<p>If products are used under tough conditions (i.e. in foundries), they need to be manufactured out of machining steel (hardened, nickel-plated or zinc-plated). This material has good case-hardening properties and a long lifetime.</p>
<p>Brass (plain/ nickel-plated)</p>	<p>Seals</p>
<p>Brass MS 58 (machining brass) is a very sturdy material which guarantees high durability and is perfectly suited for galvanization (nickel, chrome).</p>	<p>Depending on the requirement, LUDECKE offers different types of sealings made of NBR, EPDM, FKM or FFKM.</p>

Various Applications

The processing industry products can be utilized in pharmacy, medical, control, measurement and regulation technology, food and chemical industry, temperature regulation technology as well as in machinery and plant construction.



Dripless Quick Connect Couplings



The innovative LiquiSafe by **LUDECKE**® quick connect couplings allow for a dripless coupling process. This ensures maximum operator safety and reliable protection against contamination when uncoupling.

The ergonomic sleeve shape provides very good grip and easy handling even if installations are difficult.

The coupling system is perfectly suited for liquid media in plant construction, temperature regulation technology, control cabinet cooling and many more.

Advantages:

- When decoupling, reduces the risk of media leakage to a minimum
- High efficiency due to maximum flow rate at low pressure drop
- Robust, safe, absolutely leakage-proof and durable
- Simple and intuitive coupling process
- Ergonomic design
- Smooth surfaces to avoid dirt from collecting
- Different sizes, materials and connection types

LiquiSafe[®]
by **LUDECKE**

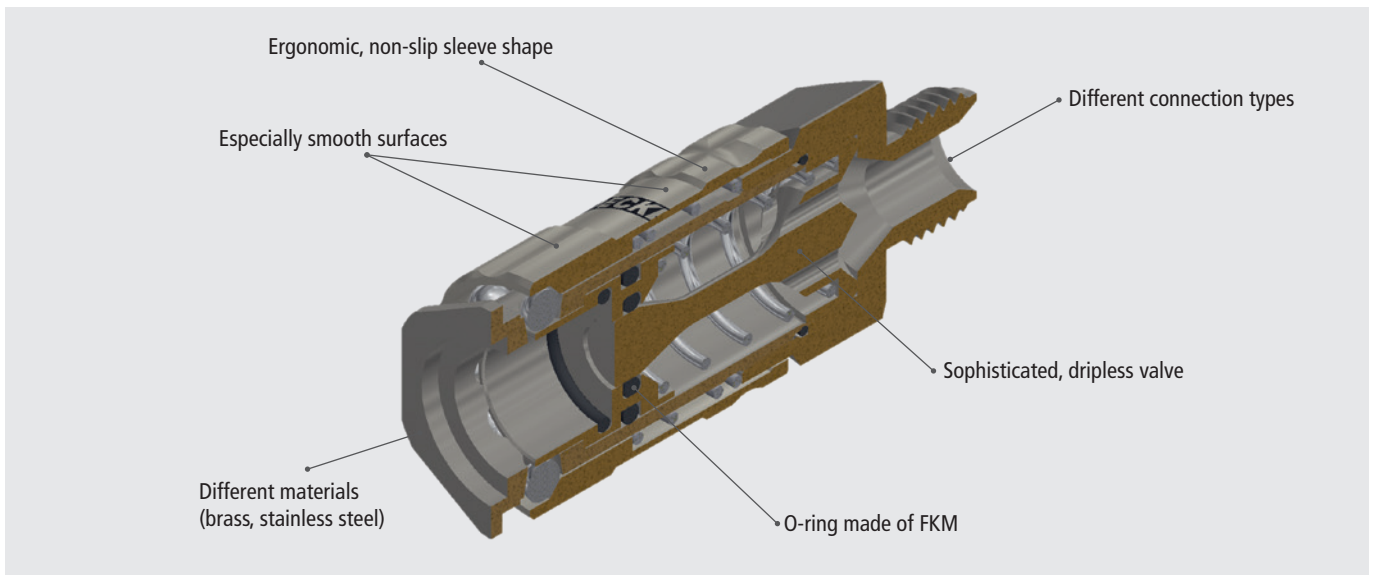
A Sophisticated System

The products of the LiquiSafe by **LUDECKE**® series have a shut-off valve without dead space volume. As a result, there is no air inclusion during the coupling process. Only a minimal, barely recognisable film of the media used sticks to the valve bodies.



First-Class Materials for Absolute Reliability

Every single component is made of selected and particularly high-quality materials. This ensures the best functionality possible and a long lifetime.



Seals:


FKM:

LUDECKE offers high-resistant seals made of FKM for dripless quick connect couplings.

Advantages:

- Heat resistant up to 200°C (oil: 200°C, water: 150°C, air: 200°C)
- Highly resistant against all common media
- Significantly better gliding properties and minimum wear (low adhesive tendency)
- High elasticity (no crack formation) according to DIN 53504
- High abrasion resistance of the O-ring
- Significantly increased life times of couplings

High-Performance FKM



For high-temperature applications we recommend to use a high-performance FKM sealing ring.

- Extreme heat resistance up to 220°C continuous temperature (oil: 220°C, water: 180°C, air: 220°C)
- High resistance against synthetic oils
- Very good chemical resistance and high resistance against aliphatic hydrocarbons (fuels)
- Steam/ hot water optimised

For easy identification, the coupling sleeve is marked with a green anodized aluminium ring. Surcharge: 8.75 Euro gross/ piece - When ordering, simply add "HV" to the standard article number (e.g. ESCBN6 14 AABHV).

Other special seals (e.g. EPDM, FFKM) on request.

Functional Principle



Coupling: To connect, push the plug as far as possible into the coupling in an axial centre. The locking sleeve engages in the direction of the plug without any support. The valves in the coupling and plug open automatically and release the volume flow.




Uncoupling: To disconnect, firmly grip the plug with one hand, push back the locking sleeve towards the thread connection and disconnect. The plug can be pulled from the coupling.


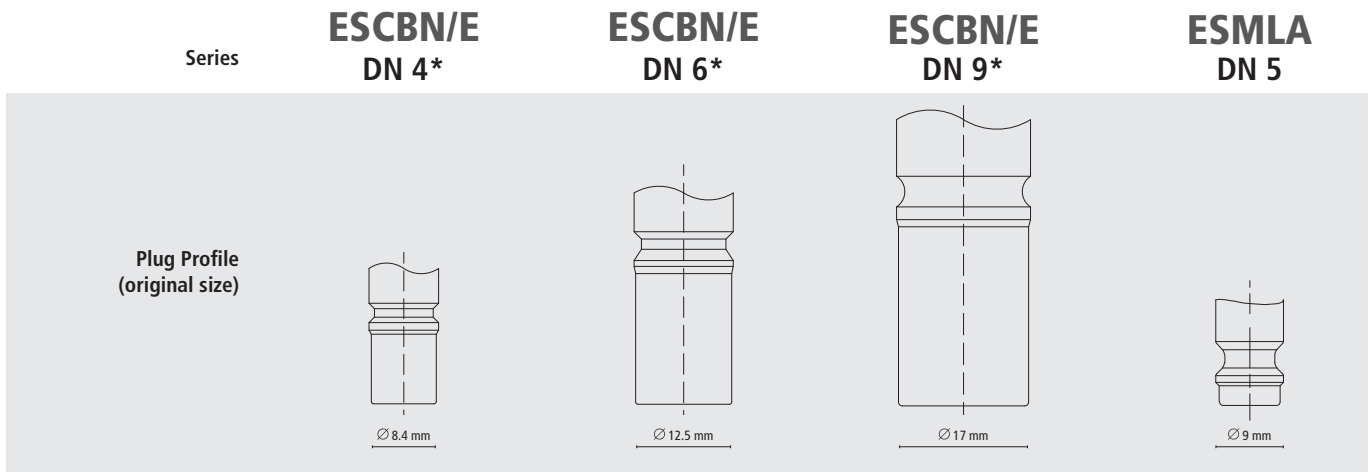
The shut-off valve of the coupling and plug closes automatically when uncoupling. This means that no media can leak from either side.

An All-rounder in Action

Clean - tidy - safe: these characteristics describe the LiquiSafe by **LUDECKE**® series to 100 % and guarantee multifunctional applications.



Overview of Dripless Quick Connect Couplings



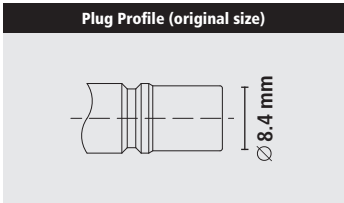
Materials	ESCBN/E DN 4*	ESCBN/E DN 6*	ESCBN/E DN 9*	ESMLA DN 5
Body:	MS 58 nickel-plated/ Stainless Steel 1.4305	MS 58 nickel-plated/ Stainless Steel 1.4305	MS 58 nickel-plated/ Stainless Steel 1.4305	MS 58 plain/ MS 58 nickel-plated
Sleeve:	MS 58 nickel-plated/ Stainless Steel 1.4305	MS 58 nickel-plated/ Stainless Steel 1.4305	MS 58 nickel-plated/ Stainless Steel 1.4305	MS 58 plain/ MS 58 nickel-plated
Valve body:	MS 58 nickel-plated/ Stainless Steel 1.4305	MS 58 nickel-plated/ Stainless Steel 1.4305	MS 58 nickel-plated/ Stainless Steel 1.4305	MS 58 plain/ MS 58 nickel-plated
Valve:	MS 58 nickel-plated/ Stainless Steel 1.4305	MS 58 nickel-plated/ Stainless Steel 1.4305	MS 58 nickel-plated/ Stainless Steel 1.4305	MS 58 plain/ MS 58 nickel-plated
Springs, Retaining ring:	Stainless Steel 1.4310	Stainless Steel 1.4310	Stainless Steel 1.4310	Stainless Steel 1.4310
Balls:	Stainless Steel 1.4034	Stainless Steel 1.4034	Stainless Steel 1.4034	Stainless Steel 1.3541
Seals:	FKM	FKM	FKM	NBR
Special seals for other media on request:	High-Performance FKM, EPDM, FFKM	High-Performance FKM, EPDM, FFKM	High-Performance FKM, EPDM, FFKM	EPDM, FKM, FFKM
Plug:	MS 58 nickel-plated/ Stainless Steel 1.4305	MS 58 nickel-plated/ Stainless Steel 1.4305	MS 58 nickel-plated/ Stainless Steel 1.4305	MS 58 plain/ MS 58 nickel-plated/ galvanized steel
Max. Working Pressure:	PN 35 bar	PN 35 bar	PN 35 bar	PN 8 bar
Temperature:	-20°C – + 200°C**	-20°C – + 200°C**	-20°C – + 200°C**	-20°C – + 100°C
Thread types:	ISO 228/ DIN 13	ISO 228/ DIN 13	ISO 228/ DIN 13	ISO 228
Flow Rate: (at 6 bar [ü] and 0.5 bar pressure drop) single shut-off	6.5 l/min	17.7 l/min	47 l/min	on request
Type of Valve:	dripless	dripless	dripless	dripless
Operation:	One-Hand	One-Hand	One-Hand	One-Hand
Page:	270/ 271	272/ 274	276/ 278	280

*This series is available in two versions. Accordingly, the materials of the individual components also differ.
 **Subject to media (oil: 200°C, water: 150°C, air: 200°C)

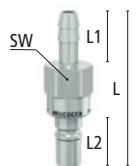

Quick Connect Couplings

Series ESCBN dripless - made of Brass MS 58 nickel-plated

DN 4



Also in Stainless Steel
Series ESCBE
Page 271



- One-hand quick connect couplings made of brass MS 58 nickel-plated
- Dripless coupling process (i.e. minimal fluid film, but no drops when disconnecting)
- Robust, safe and reliable
- High efficiency due to maximum flow rate at low pressure drop
- Numerous applications, especially for liquid media in plant construction, temperature regulation technology, control cabinet cooling, etc.

Materials

- Body, sleeve, valve body, valve, plug: Brass MS 58 nickel-plated
- Springs: Stainless Steel 1.4310
- Balls: Stainless Steel 1.4034
- Seals: FKM (other materials on request)

Max. Working Pressure	Temperature	DN	Thread	Flow Rate	Operation	Type of valve	Media	Area	
PN 35 bar	-20°C – +200°C*	4	ISO 228 / DIN 13	6.5 l/min	One-hand	Dripless	Liquid media	Europe	Coupl. 1/ Plug 5

Couplings with male thread

Thread connection	L	SW	D	L1	Weight	Type No.
G 1/8 m	41.5	17	19	7	49	ESCBN4 18 AAB
G 1/4 m	43.5	17	19	9	58	ESCBN4 14 AAB
M 14x1.5 m	43.5	17	19	9	58	ESCBN4 1415 AAB

Couplings with female thread

Thread connection	L	SW	D	L1	Weight	Type No.
G 1/8 f	42.5	14	19	9	52	ESCBN4 18 IAB
G 1/4 f	42.5	15	19	9	50	ESCBN4 14 IAB

Couplings with hose stem

Hose connection	L	D	L1	Weight	Type No.
Hose i.D. 6	51.5	19	17	50	ESCBN4 6 TLAB

For hose clips type ZOS (☺ page 398), type HS (☺ page 399) or crimping ferrules type LPH (☺ page 401)

Plugs with male thread

Thread connection	L	SW	L1	L2	Weight	Type No.
G 1/8 m	40.5	14	7	17.5	22	ESCBN4 18 NAAB
G 1/4 m	41.5	17	9	17.5	30	ESCBN4 14 NAAB
M 14x1.5 m	41	17	9	17.5	30	ESCBN4 1415NAAB

Plugs with female thread

Thread connection	L	SW	L1	L2	Weight	Type No.
G 1/8 f	42	14	9	17.5	26	ESCBN4 18 NIAB
G 1/4 f	42	17	9	17.5	35	ESCBN4 14 NIAB

Plugs with hose stem

Hose connection	L	SW	L1	L2	Weight	Type No.
Hose i.D. 6	50.5	17	17	17.5	22	ESCBN4 6 SLAB

For hose clips type ZOS (☺ page 398), type HS (☺ page 399) or crimping ferrules type LPH (☺ page 401)

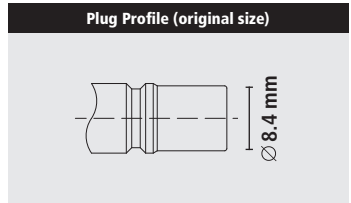
*subject to media (oil: 200°C, water: 150°C, air: 200°C)

Quick Connect Couplings

dripless - made of Stainless Steel 1.4305 Series ESCBE

- One-hand quick connect couplings made of stainless steel 1.4305
- Dripless coupling process (i.e. minimal fluid film, but no drops when disconnecting)
- Robust, safe and reliable
- High efficiency due to maximum flow rate at low pressure drop
- Numerous applications, especially for liquid media in plant construction, temperature regulation technology, control cabinet cooling, etc.

DN 4



Materials

- Body, sleeve, valve body, valve, plug: Stainless Steel 1.4305
- Springs: Stainless Steel 1.4310
- Balls: Stainless Steel 1.4034
- Seals: FKM (other materials on request)

Max. Working Pressure	Temperature	DN	Thread	Flow Rate	Operation	Type of valve	Media	Area	
PN 35 bar	-20°C – +200°C*	4	ISO 228 / DIN 13	6.5 l/min	One-hand	Dripless	Liquid media	Europe	Coupl. 1/ Plug 5

Couplings with male thread

Thread connection	L	SW	D	L1	Weight	Type No.
G 1/8 m	41.5	17	19	7	49	ESCBE4 18 AAB
G 1/4 m	43.5	17	19	9	58	ESCBE4 14 AAB
M 14x1.5 m	43.5	17	19	9	58	ESCBE4 1415 AAB

Couplings with female thread

Thread connection	L	SW	D	L1	Weight	Type No.
G 1/8 f	42.5	14	19	9	52	ESCBE4 18 IAB
G 1/4 f	42.5	15	19	9	50	ESCBE4 14 IAB

Couplings with hose stem

Hose connection	L	D	L1	Weight	Type No.
Hose i.D. 6	51.5	19	17	50	ESCBE4 6 TLAB

For hose clips type HSE (☺ page 357)

Plugs with male thread

Thread connection	L	SW	L1	L2	Weight	Type No.
G 1/8 m	40.5	14	7	17.5	22	ESCBE4 18 NAAB
G 1/4 m	41.5	17	9	17.5	30	ESCBE4 14 NAAB
M 14x1.5 m	41	17	9	17.5	30	ESCBE4 1415NAAB

Plugs with female thread



Thread connection	L	SW	L1	L2	Weight	Type No.
G 1/8 f	42	14	9	17.5	26	ESCBE4 18 NIAB
G 1/4 f	42	17	9	17.5	35	ESCBE4 14 NIAB

Plugs with hose stem

Hose connection	L	SW	L1	L2	Weight	Type No.
Hose i.D. 6	50.5	17	17	17.5	22	ESCBE4 6 SLAB

For hose clips type HSE (☺ page 357)

*subject to media (oil: 200°C, water: 150°C, air: 200°C)

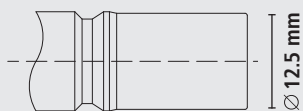


Quick Connect Couplings

Series ESCBN dripless - made of Brass MS 58 nickel-plated

DN 6

Plug Profile (original size)



Also in Stainless Steel
Series ESCBE
Page 274



- One-hand quick connect couplings made of brass MS 58 nickel-plated
- Dripless coupling process (i.e. minimal fluid film, but no drops when disconnecting)
- Robust, safe and reliable
- High efficiency due to maximum flow rate at low pressure drop
- Numerous applications, especially for liquid media in plant construction, temperature regulation technology, control cabinet cooling, etc.

Materials

- Body, sleeve, valve body, valve, plug: Brass MS 58 nickel-plated
- Springs: Stainless Steel 1.4310
- Balls: Stainless Steel 1.4034
- Seals: FKM (other materials on request)

Max. Working Pressure	Temperature	DN	Thread	Flow Rate	Operation	Type of valve	Media	Area	
PN 35 bar	-20°C – +200°C*	6	ISO 228 / DIN 13	17.7 l/min	One-hand	Dripless	Liquid media	Europe	Coupl. 1/ Plug 5

Couplings with straight male thread

Thread connection	L	SW	D	L1	Weight	Type No.
G 1/4 m	59	22	25	11	114	ESCBN6 14 AAB
G 3/8 m	59	22	25	11	118	ESCBN6 38 AAB
G 1/2 m	59	22	25	12	120	ESCBN6 12 AAB
M 14x1.5 m	59	22	25	11	115	ESCBN6 1415 AAB
M 16x1.5 m	59	22	25	11	117	ESCBN6 1615 AAB

Couplings with 90° male thread

Thread connection	L	SW	D	L1	Weight	Type No.
G 1/4 m	65.5	15	25	11	173	ESCBN6 14A-90AB
G 3/8 m	65.5	17	25	11	179	ESCBN6 38A-90AB
M 14x1.5 m	65.5	15	25	11	174	ESCBN61415A90AB
M 16x1.5 m	65.5	17	25	11	179	ESCBN61615A90AB

Couplings with straight female thread

Thread connection	L	SW	D	L1	Weight	Type No.
G 1/4 f	53.5	22	25	9	120	ESCBN6 14 IAB
G 3/8 f	53.5	22	25	9	115	ESCBN6 38 IAB
G 1/2 f	58.5	24	25	12	124	ESCBN6 12 IAB

Couplings with straight hose stem

Hose connection	L	D	L1	Weight	Type No.
Hose i.D. 9	70.5	25	22.5	114	ESCBN6 9 TLAB

For hose clips type ZOS (☺ page 398), type HS (☺ page 399) or crimping ferrules type LPH (☺ page 401)

Couplings with 90° hose stem

Hose connection	L	D	L1	Weight	Type No.
Hose i.D. 9	65.5	25	22.5	171	ESCBN6 9TL-90AB

For hose clips type ZOS (☺ page 398), type HS (☺ page 399) or crimping ferrules type LPH (☺ page 401)

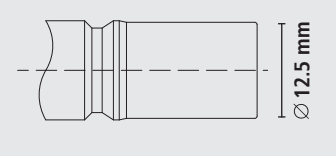
*subject to media (oil: 200°C, water: 150°C, air: 200°C)

Quick Connect Couplings

dripless - made of Brass MS 58 nickel-plated **Series ESCBN**


DN 6

Plug Profile (original size)



Plugs with male thread

Thread connection	L	SW	L1	L2	Weight	Type No.
G 1/4 m	59.5	22	11	27.5	78	ESCBN6 14 NAAB
G 3/8 m	59.5	22	11	27.5	83	ESCBN6 38 NAAB
G 1/2 m	59.5	22	12	27.5	84	ESCBN6 12 NAAB
M 14x1.5 m	59.5	22	11	27.5	79	ESCBN6 1415NAAB
M 16x1.5 m	59.5	22	11	27.5	81	ESCBN6 1615NAAB



Plugs with female thread

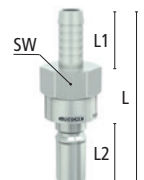
Thread connection	L	SW	L1	L2	Weight	Type No.
G 1/4 f	54	22	9	27,5	85	ESCBN6 14 NIAB
G 3/8 f	54	22	9	27,5	79	ESCBN6 38 NIAB
G 1/2 f	59	24	12	27,5	88	ESCBN6 12 NIAB



Plugs with hose stem

Hose connection	L	SW	L1	L2	Weight	Type No.
Hose i.D. 9	71	22	22.5	27.5	78	ESCBN6 9 SLAB

For hose clips type ZOS (☺ page 398), type HS (☺ page 399) or crimping ferrules type LPH (☺ page 401)

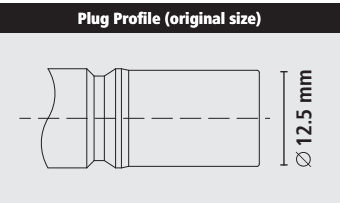


*subject to media (oil: 200°C, water: 150°C, air: 200°C)

Quick Connect Couplings

Series ESCBE dripless - made of Stainless Steel 1.4305

DN 6



- One-hand quick connect couplings made of stainless steel 1.4305
- Dripless coupling process (i.e. minimal fluid film, but no drops when disconnecting)
- Robust, safe and reliable
- High efficiency due to maximum flow rate at low pressure drop
- Numerous applications, especially for liquid media in plant construction, temperature regulation technology, control cabinet cooling, etc.

Materials

- Body, sleeve, valve body, valve, plug: Stainless Steel 1.4305
- Springs: Stainless Steel 1.4310
- Balls: Stainless Steel 1.4034
- Seals: FKM (other materials on request)

Max. Working Pressure	Temperature	DN	Thread	Flow Rate	Operation	Type of valve	Media	Area	
PN 35 bar	-20°C – +200°C*	6	ISO 228 / DIN 13	17.7 l/min	One-hand	Dripless	Liquid media	Europe	Coupl. 1/ Plug 5

Couplings with male thread

Thread connection	L	SW	D	L1	Weight	Type No.
G 1/4 m	59	22	25	11	114	ESCBE6 14 AAB
G 3/8 m	59	22	25	11	118	ESCBE6 38 AAB
G 1/2 m	59	22	25	12	120	ESCBE6 12 AAB
M 14x1.5 m	59	22	25	11	115	ESCBE6 1415 AAB
M 16x1.5 m	59	22	25	11	117	ESCBE6 1615 AAB



Couplings with female thread

Thread connection	L	SW	D	L1	Weight	Type No.
G 1/4 f	53.5	22	25	9	120	ESCBE6 14 IAB
G 3/8 f	53.5	22	25	9	115	ESCBE6 38 IAB
G 1/2 f	58.5	24	25	12	124	ESCBE6 12 IAB



Couplings with hose stem

Hose connection	L	D	L1	Weight	Type No.
Hose i.D. 9	70.5	25	22.5	114	ESCBE6 9 TLAB

For hose clips type HSE (☉ page 357)

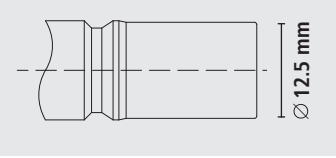


Quick Connect Couplings


dripless - made of Stainless Steel 1.4305 **Series ESCBE**

DN 6


Plug Profile (original size)



Plugs with male thread						
Thread connection	L	SW	L1	L2	Weight	Type No.
G 1/4 m	59.5	22	11	27.5	78	ESCBE6 14 NAAB
G 3/8 m	59.5	22	11	27.5	83	ESCBE6 38 NAAB
G 1/2 m	59.5	22	12	27.5	84	ESCBE6 12 NAAB
M 14x1.5 m	59.5	22	11	27.5	79	ESCBE6 1415NAAB
M 16x1.5 m	59.5	22	11	27.5	81	ESCBE6 1615NAAB

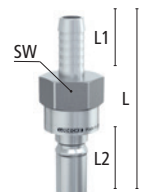


Plugs with female thread						
Thread connection	L	SW	L1	L2	Weight	Type No.
G 1/4 f	54	22	9	27.5	85	ESCBE6 14 NIAB
G 3/8 f	54	22	9	27.5	79	ESCBE6 38 NIAB
G 1/2 f	59	24	12	27.5	88	ESCBE6 12 NIAB



Plugs with hose stem						
Hose connection	L	SW	L1	L2	Weight	Type No.
Hose i.D. 9	71	22	22.5	27.5	78	ESCBE6 9 SLAB

For hose clips type HSE (☺ page 357)



*subject to media (oil: 200°C, water: 150°C, air: 200°C)

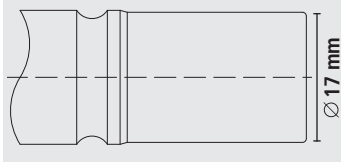


Quick Connect Couplings

Series ESCBN dripless - made of Brass MS 58 nickel-plated

DN 9

Plug Profile (original size)



Also in Stainless Steel
Series ESCBE
Page 278



- One-hand quick connect couplings made of brass MS 58 nickel-plated
- Dripless coupling process (i.e. minimal fluid film, but no drops when disconnecting)
- Robust, safe and reliable
- High efficiency due to maximum flow rate at low pressure drop
- Numerous applications, especially for liquid media in plant construction, temperature regulation technology, control cabinet cooling, etc.

Materials

- Body, sleeve, valve body, valve, plug: Brass MS 58 nickel-plated
- Springs: Stainless Steel 1.4310
- Balls: Stainless Steel 1.4034
- Seals: FKM (other materials on request)

Max. Working Pressure	Temperature	DN	Thread	Flow Rate	Operation	Type of valve	Media	Area	
PN 35 bar	-20°C – +200°C*	9	ISO 228 / DIN 13	47 l/min	One-hand	Dripless	Liquid media	Europe	Coupl. 1/ Plug 5

Couplings with straight male thread

Thread connection	L	SW	D	L1	Weight	Type No.
G 3/8 m	75	27	33	11	235	ESCBN9 38 AAB
G 1/2 m	76	27	33	12	238	ESCBN9 12 AAB
G 3/4 m	76	27	33	12	256	ESCBN9 34 AAB
M 16x1.5 m	75	27	33	11	236	ESCBN9 1615 AAB
M 18x1.5 m	75	27	33	11	237	ESCBN9 1815 AAB

Couplings with 90° male thread

Thread connection	L	SW	D	L1	Weight	Type No.
G 3/8 m	82	17	33	11	320	ESCBN9 38A-90AB
G 1/2 m	82	19	33	11	326	ESCBN9 12A-90AB
M 16x1.5 m	82	17	33	11	319	ESCBN91615A90AB
M 18x1.5 m	82	19	33	11	320	ESCBN91815A90AB

Couplings with straight female thread

Thread connection	L	SW	D	L1	Weight	Type No.
G 3/8 f	69	27	33	9	238	ESCBN9 38 IAB
G 1/2 f	69	27	33	12	230	ESCBN9 12 IAB
G 3/4 f	76	30	33	16	252	ESCBN9 34 IAB

Couplings with straight hose stem

Hose connection	L	D	L1	Weight	Type No.
Hose i.D. 13	87	33	25	219	ESCBN9 13 TLAB

For hose clips type ZOS (☉ page 398), type HS (☉ page 399) or crimping ferrules type LPH (☉ page 401)

Couplings with 90° hose stem

Hose connection	L	D	L1	Weight	Type No.
Hose i.D. 13	82	33	25	325	ESCBN913TL-90AB

For hose clips type ZOS (☉ page 398), type HS (☉ page 399) or crimping ferrules type LPH (☉ page 401)

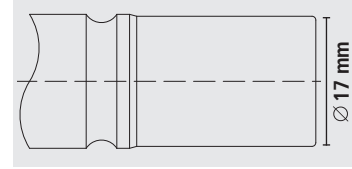
*subject to media (oil: 200°C, water: 150°C, air: 200°C)

Quick Connect Couplings

dripless - made of Brass MS 58 nickel-plated **Series ESCBN**


DN 9

Plug Profile (original size)




Plugs with male thread

Thread connection	L	SW	L1	L2	Weight	Type No.
G 3/8 m	62	27	11	37.5	143	ESCBN9 38 NAAB
G 1/2 m	63	27	12	37.5	147	ESCBN9 12 NAAB
G 3/4 m	63	27	12	37.5	165	ESCBN9 34 NAAB
M 16x1.5 m	62	27	11	37.5	144	ESCBN9 1615NAAB
M 18x1.5 m	62	27	11	37.5	146	ESCBN9 1815NAAB



Plugs with female thread

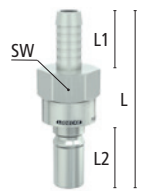
Thread connection	L	SW	L1	L2	Weight	Type No.
G 3/8 f	61	27	9	37.5	147	ESCBN9 38 NIAB
G 1/2 f	63	27	12	37.5	138	ESCBN9 12 NIAB
G 3/4 f	67	30	16	37.5	161	ESCBN9 34 NIAB



Plugs with hose stem

Hose connection	L	SW	L1	L2	Weight	Type No.
Hose i.D. 13	77	27	25	37.5	128	ESCBN9 13 SLAB

For hose clips type ZOS (© page 398), type HS (© page 399) or crimping ferrules type LPH (© page 401)

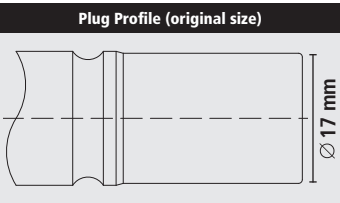


*subject to media (oil: 200°C, water: 150°C, air: 200°C)

Quick Connect Couplings

Series ESCBE dripless - made of Stainless Steel 1.4305

DN 9



- One-hand quick connect couplings made of stainless steel 1.4305
- Dripless coupling process (i.e. minimal fluid film, but no drops when disconnecting)
- Robust, safe and reliable
- High efficiency due to maximum flow rate at low pressure drop
- Numerous applications, especially for liquid media in plant construction, temperature regulation technology, control cabinet cooling, etc.

Materials

- Body, sleeve, valve body, valve, plug: Stainless Steel 1.4305
- Springs: Stainless Steel 1.4310
- Balls: Stainless Steel 1.4034
- Seals: FKM (other materials on request)

Max. Working Pressure	Temperature	DN	Thread	Flow Rate	Operation	Type of valve	Media	Area	
PN 35 bar	-20°C – +200°C*	9	ISO 228 / DIN 13	47 l/min	One-hand	Dripless	Liquid media	Europe	Coupl. 1/ Plug 5



Couplings with male thread

Thread connection	L	SW	D	L1	Weight	Type No.
G 3/8 m	75	27	33	11	235	ESCBE9 38 AAB
G 1/2 m	76	27	33	12	238	ESCBE9 12 AAB
G 3/4 m	76	27	33	12	256	ESCBE9 34 AAB
M 16x1.5 m	75	27	33	11	236	ESCBE9 1615 AAB
M 18x1.5 m	75	27	33	11	237	ESCBE9 1815 AAB



Couplings with female thread

Thread connection	L	SW	D	L1	Weight	Type No.
G 3/8 f	69	27	33	9	238	ESCBE9 38 IAB
G 1/2 f	69	27	33	12	230	ESCBE9 12 IAB
G 3/4 f	76	30	33	16	252	ESCBE9 34 IAB



Couplings with hose stem

Hose connection	L	D	L1	Weight	Type No.
Hose i.D. 13	87	33	25	219	ESCBE9 13 TLAB

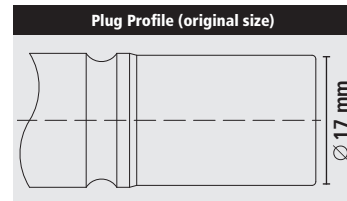
For hose clips type HSE (© page 357)

Quick Connect Couplings

dripless - made of Stainless Steel 1.4305 **Series ESCBE**


DN 9

Plug Profile (original size)



Plugs with male thread

Thread connection	L	SW	L1	L2	Weight	Type No.
G 3/8 m	62	27	11	37.5	143	ESCBE9 38 NAAB
G 1/2 m	63	27	12	37.5	147	ESCBE9 12 NAAB
G 3/4 m	63	27	12	37.5	165	ESCBE9 34 NAAB
M 16x1.5 m	62	27	11	37.5	144	ESCBE9 1615NAAB
M 18x1.5 m	62	27	11	37.5	146	ESCBE9 1815NAAB



Plugs with female thread

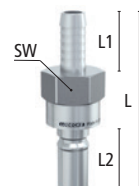
Thread connection	L	SW	L1	L2	Weight	Type No.
G 3/8 f	61	27	9	37.5	147	ESCBE9 38 NIAB
G 1/2 f	63	27	12	37.5	138	ESCBE9 12 NIAB
G 3/4 f	67	30	16	37.5	161	ESCBE9 34 NIAB



Plugs with hose stem

Hose connection	L	SW	L1	L2	Weight	Type No.
Hose i.D. 9	77	27	25	37.5	128	ESCBE9 13 SLAB

For hose clips type HSE (☺ page 357)



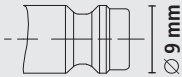
*subject to media (oil: 200°C, water: 150°C, air: 200°C)

Mini Quick Connect Couplings

Series ESMLA dripless

DN 5

Plug Profile (original size)



- One-hand quick connect couplings with reduced dimensions made of brass MS 58 plain/ nickel-plated
- Robust, safe and reliable
- No loss of liquid (liquid film, no drops) when disconnecting
- **Please connect with shut-off plugs**
- **Numerous applications, especially for liquid media in plant construction, measurement and control technology and in the area of electrical components and circuit boards**

Materials

- Body, sleeve, valve body, valve, plug: Brass MS 58 plain/ nickel-plated
- Springs, retaining ring: Stainless Steel 1.4310
- Balls: Stainless Steel 1.3541
- Seals: NBR (EPDM and FKM on request)

Max. Working Pressure	Temperature	DN	Thread	Flow Rate	Operation	Type of valve	Media	Area	
PN 8 bar	-20°C – +100°C	5	ISO 228	On request	One-hand	Dripless	Liquid media	Europe	10

Couplings with male thread

Thread connection	L	SW	D	L1	Weight	Type No. n.plated	Type No. plain
G 1/8 m	37	14	16	7	27	ESMNLA 18 A	ESMLA 18 A
G 1/4 m	38	17	16	9	36	ESMNLA 14 A	ESMLA 14 A
G 3/8 m	38	19	16	9	43	ESMNLA 38 A	ESMLA 38 A

Couplings with female thread

Thread connection	L	SW	D	L1	Weight	Type No. n.plated	Type No. plain
G 1/8 f	37	14	16	9	32	ESMNLA 18 I	ESMLA 18 I
G 1/4 f	38	17	16	9	38	ESMNLA 14 I	ESMLA 14 I
G 3/8 f	39.5	19	16	10.5	39	ESMNLA 38 I	ESMLA 38 I

Couplings with hose stem

Hose connection	L	SW	D	L1	Weight	Type No. n.plated	Type No. plain
Hose i.D. 4	46	14	16	17	27	ESMNLA 4 T	ESMLA 4 T
Hose i.D. 5	46	14	16	17	27	ESMNLA 5 T	ESMLA 5 T
Hose i.D. 6	46	14	16	17	27	ESMNLA 6 T	ESMLA 6 T
Hose i.D. 8	46	14	16	17	29	ESMNLA 8 T	ESMLA 8 T
Hose i.D. 9	46	14	16	17	29	ESMNLA 9 T	ESMLA 9 T

For hose clips type ZOS (© page 398), type HS (© page 399) or crimping ferrules type LPH (© page 401)

Couplings with squeeze nut

Hose connection	L	SW	D	SW1	Weight	Type No. n.plated	Type No. plain
Hose 4x6	43	14	16	12	32	ESMNLA 4 TQ	ESMLA 4 TQ
Hose 6x8	43	14	16	14	34	ESMNLA 6 TQ	ESMLA 6 TQ





Couplings with squeeze nut and bulkhead screwing

Hose connection	L	SW	D	SW1	Weight	Type No. n.plated	Type No. plain
Hose 4x6	122	14	16	12	47	ESMNLA 4 TQF	ESMLA 4 TQF
Hose 6x8	130	14	16	14	56	ESMNLA 6 TQF	ESMLA 6 TQF

Couplings with bulkhead screwing

Hose connection	L	SW	D	L1	L2	SW1	G	Weight	Type No. n.plated	Type No. plain
Hose i.D. 4	60	14	16	17	14	14	M 10x1 m	40	ESMNLA 4 TSV	ESMLA 4 TSV
Hose i.D. 6	60	17	16	17	14	17	M 12x1 m	45	ESMNLA 6 TSV	ESMLA 6 TSV
Hose i.D. 9	60	17	16	17	14	19	M 12x1 m	47	ESMNLA 9 TSV	ESMLA 9 TSV

For hose clips type ZOS (© page 398), type HS (© page 399) or crimping ferrules type LPH (© page 401)

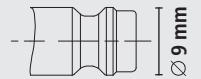


Mini Quick Connect Couplings

dripless **Series ESMLA**

DN 5


Plug Profile (original size)



Plugs with male thread


Thread connection	L	SW	L1	L2	Weight	Type No. n.plated	Type No. plain
G 1/8 m	40	13	7	14	26	ESMN 18 NAAB	ESM 18 NAAB
G 1/4 m	42	17	9	14	35	ESMN 14 NAAB	ESM 14 NAAB
G 3/8 m	42	19	9	14	42	ESMN 38 NAAB	ESM 38 NAAB
NEW! M 10x1 m	40	14	7	14	25	ESMN 101 NAAB	ESM 101 NAAB
M 12x1.5 m	44	17	10	14	35	ESMN 121 NAAB	ESM 121 NAAB
M 14x1.5 m	44	17	10	14	36	ESMN 141 NAAB	ESM 141 NAAB

Male thread sealing with PVC sealing ring type HPD (☺ page 212)



Plugs with female thread


Thread connection	L	SW	L1	L2	Weight	Type No. n.plated	Type No. plain
G 1/8 f	42	13	9	14	28	ESMN 18 NIAB	ESM 18 NIAB
G 1/4 f	42	17	10	14	38	ESMN 14 NIAB	ESM 14 NIAB
G 3/8 f	43.5	19	10.5	14	38	ESMN 38 NIAB	ESM 38 NIAB
NEW! M 10x1 f	42	14	9	14	28	ESMN 101 NIAB	ESM 101 NIAB
M 12x1.5 f	42	17	9	14	37	ESMN 121 NIAB	ESM 121 NIAB
M 14x1.5 f	42	17	9	14	38	ESMN 141 NIAB	ESM 141 NIAB



Plugs with hose stem


Hose connection	L	SW	L1	L2	Weight	Type No. n.plated	Type No. plain
Hose i.D. 4	50	14	17	14	23	ESMN 4 SAB	ESM 4 SAB
Hose i.D. 6	50	14	17	14	23	ESMN 6 SAB	ESM 6 SAB
Hose i.D. 8	50	14	17	14	25	ESMN 8 SAB	ESM 8 SAB
Hose i.D. 9	50	14	17	14	25	ESMN 9 SAB	ESM 9 SAB

For hose clips type ZOS (☺ page 398), type HS (☺ page 399) or crimping ferrules type LPH (☺ page 401)




Plugs with squeeze nut

Hose connection	L	SW	L1	SW1	Weight	Type No. n.plated	Type No. plain
Hose 4x6	47	14	14	12	32	ESMN 4 SQAB	ESM 4 SQAB
Hose 6x8	47	14	14	14	32	ESMN 6 SQAB	ESM 6 SQAB



Plugs with squeeze nut and bulkhead screwing


Hose connection	L	SW	L1	SW1	Weight	Type No. n.plated	Type No. plain
Hose 4x6	135	14	14	12	40	ESMN 4 SQFAB	ESM 4 SQFAB
Hose 6x8	135	14	14	14	42	ESMN 6 SQFAB	ESM 6 SQFAB



Plugs with bulkhead screwing

Hose connection	L	SW	L1	L2	L3	SW1	G	Weight	Type No. n.plated	Type No. plain
Hose i.D. 4	64	14	14	14	17	14	M 10x1 m	45	ESMN 4 SSVAB	ESM 4 SSVAB
Hose i.D. 6	64	14	14	14	17	17	M 12x1 m	45	ESMN 6 SSVAB	ESM 6 SSVAB
Hose i.D. 9	64	14	14	14	17	19	M 12x1 m	45	ESMN 9 SSVAB	ESM 9 SSVAB

For hose clips type ZOS (☺ page 398), type HS (☺ page 399) or crimping ferrules type LPH (☺ page 401)



Standard Quick Connect Couplings



An easy and efficient compressed air supply is essential for every industrial factory.

The original **LUDECKE** standard quick connect couplings can be used to quickly connect/disconnect media-carrying lines to tools, machines and equipment in the processing industry.

All quick connect couplings are made of stainless steel and are available in different versions: ranging from micro and mini to industrial quick connect couplings.

Moreover, the **OptiFlow-Line** provides energy-efficient coupling systems.

Advantages:

- High-quality materials (Stainless steel 1.4305 or 1.4404)
- Sturdy, reliable and durable
- Easy to couple
- Various sizes, connection and valve types
- Different surfaces (knurled sleeve/ smooth sleeve)
- Patented OptiFlow by **LUDECKE**[®] valve technology

OptiFlow-Line

With the products from the **LUDECKE OptiFlow-Line**, you will receive energy-optimised coupling systems which achieve higher flow rates and significantly reduce energy consumption. This leads to decreasing energy costs as well as to increasing durability and lifetime of machines and tools.



LUDECKE OptiFlow-Line

- Patented OptiFlow by **LUDECKE**[®] valve technology
- Extremely high flow rates
- Low pressure drop
- High durability
- Great operational safety and best sealing characteristics

Opti[®]
Flow
by **LUDECKE**



Connected in Seconds

All the **LUDECKE** standard quick connect couplings work according to the common coupling principle of one-hand quick connect couplings.



One-hand operation: To connect simply push the plug into the coupling.

To disconnect, pull back the sleeve from the coupling (comes with automatic locking mechanism in shut-off couplings).

Various Applications

Thanks to the broad range of products, the quick connect couplings can be used in various applications.

For areas with increased hygiene requirements, we recommend products with an easy-to-clean, ergonomically smooth surface to avoid dirt from collecting.



Overview of Standard Quick Connect Couplings

Quality-Line

Series

ESMCE
DN 2.7*

ESME
DN 5*

ESE
DN 7.2*

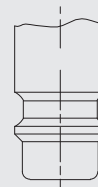
Plug Profile
(original size)




∅ 5 mm



∅ 9 mm

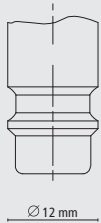


∅ 12 mm



Materials			
Body:	Stainless Steel 1.4305/ Stainless Steel 1.4404	Stainless Steel 1.4305/ Stainless Steel 1.4404	Stainless Steel 1.4305/ Stainless Steel 1.4404
Sleeve:	Stainless Steel 1.4305/ Stainless Steel 1.4404	Stainless Steel 1.4305/ Stainless Steel 1.4404	Stainless Steel 1.4305/ Stainless Steel 1.4404
Valve body:	Stainless Steel 1.4305/ Stainless Steel 1.4404	Stainless Steel 1.4305/ Stainless Steel 1.4404	Stainless Steel 1.4305/ Stainless Steel 1.4404
Valve:	Stainless Steel 1.4305/ Stainless Steel 1.4404	Stainless Steel 1.4305/ Stainless Steel 1.4404	Stainless Steel 1.4305/ Stainless Steel 1.4404
Springs, Retaining rings:	Stainless Steel 1.4310/ Stainless Steel 1.4571	Stainless Steel 1.4310/ Stainless Steel 1.4571	Stainless Steel 1.4310/ Stainless Steel 1.4571
Balls:	Stainless Steel 1.3541/ Stainless Steel 1.4404	Stainless Steel 1.3541/ Stainless Steel 1.4404	Pins: Stainless Steel 1.4305/ Stainless Steel 1.4404
Seals:	FKM	FKM	FKM
Special seals for other media on request:	EPDM, FFKM	EPDM, FFKM	EPDM, FFKM
Plug:	Stainless Steel 1.4305/ Stainless Steel 1.4404	Stainless Steel 1.4305/ Stainless Steel 1.4404	Stainless Steel 1.4305/ Stainless Steel 1.4404
Max. Working Pressure:	PN 35 bar	PN 35 bar	PN 35 bar
Temperature**:	-15°C – + 200°C	-15°C – + 200°C	-15°C – + 200°C
Thread Types:	ISO 228/ DIN 13	ISO 228/ DIN 13	ISO 228
Flow Rate: (Air - 6 bar/ 0.5 bar pressure drop) single shut-off:	165 l/min	510 l/min	1150 l/min
Type of valve:	single/ double/ straight-through	single/ double/ straight-through	single/ double/ straight-through
Operation:	One-Hand	One-Hand	One-Hand
Page:	286	291	296

**ESIE
DN 7.8***



∅ 12 mm



Stainless Steel 1.4305/
Stainless Steel 1.4404

Stainless Steel 1.4305/
Stainless Steel 1.4404

Stainless Steel 1.4305/
Stainless Steel 1.4404

Stainless Steel 1.4305/
Stainless Steel 1.4404

Stainless Steel 1.4310/
Stainless Steel 1.4571

Stainless Steel 1.4034/
Stainless Steel 1.4404

FKM

EPDM, FFKM

Stainless Steel 1.4305/
Stainless Steel 1.4404

PN 35 bar

-15°C – + 200°C

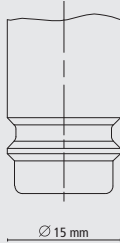
ISO 228

2000 l/min

single/ double/ straight-through
One-Hand

301

**ESIGE
DN 10***



∅ 15 mm



Stainless Steel 1.4305/
Stainless Steel 1.4404

Stainless Steel 1.4305/
Stainless Steel 1.4404

Stainless Steel 1.4305/
Stainless Steel 1.4404

Stainless Steel 1.4305/
Stainless Steel 1.4404

Stainless Steel 1.4310/
Stainless Steel 1.4571

Stainless Steel 1.4034/
Stainless Steel 1.4404

FKM

EPDM, FFKM

Stainless Steel 1.4305/
Stainless Steel 1.4404

PN 35 bar

-15°C – + 200°C

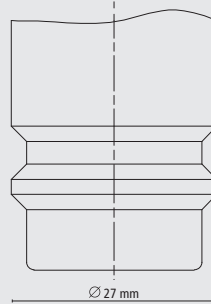
ISO 228

3200 l/min

single/ double/ straight-through
One-Hand

304

**ESGE
DN 19***



∅ 27 mm



Stainless Steel 1.4305/
Stainless Steel 1.4404

Stainless Steel 1.4305/
Stainless Steel 1.4404

Stainless Steel 1.4305/
Stainless Steel 1.4404

Stainless Steel 1.4305/
Stainless Steel 1.4404

Stainless Steel 1.4310/
Stainless Steel 1.4571

Stainless Steel 1.4034/
Stainless Steel 1.4404

FKM

EPDM, FFKM

Stainless Steel 1.4305/
Stainless Steel 1.4404

PN 35 bar

-15°C – + 200°C

ISO 228

8000 l/min

single/ double
One-Hand

307

*These stainless steel series is available in two versions on request (1.4305 and 1.4404). Accordingly, the materials of the individual components also differ.

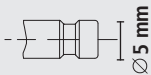
**Subject to media and seals

Micro Quick Connect Couplings

Series ESMCE single shut-off

DN 2.7

Plug Profile (original size)



- One-hand quick connect couplings with smallest dimensions made of stainless steel 1.4305 (on request in stainless steel 1.4404)
- Suitable for low vacuum at low couple force compared to all other compatible products
- Can be used in various applications, especially for liquid media in pharmacy, medical technology, chemical industry, food industry, clean-room applications, for sophisticated measure, control and regulation technology or increased hygiene requirements

Materials

- Body, sleeve, valve body, valve, plug: Stainless Steel 1.4305
- Springs, retaining ring: Stainless Steel 1.4310
- Balls: Stainless Steel 1.3541
- Seals: FKM (EPDM or FFKM on request)

Max. Working Pressure	Temperature	DN	Thread	Flow Rate	Operation	Type of valve	Media	Area	
PN 35 bar	-15°C – +200°C*	2,7	ISO 228 / DIN 13	165 l/min	One-hand	Single shut-off	Different	Europe	Coupl. 1/ Plug 5

Couplings with male thread

Thread connection	L	SW	D	L1	Weight	Type No.
M 5 m	26	9	10.5	5	9	ESMCE 5 A
G 1/8 m	28	11	10.5	7	12	ESMCE 18 A

Couplings with female thread

Thread connection	L	SW	D	L1	Weight	Type No.
M 5 f	25	9	10.5	5	10	ESMCE 5 I
G 1/8 f	28	12	10.5	7	14	ESMCE 18 I

Couplings with hose stem

Hose connection	L	D	L1	Weight	Type No.
Hose i.D. 3	34.5	10.5	13	9	ESMCE 3 T
Hose i.D. 4	34.5	10.5	13	10	ESMCE 4 T
Hose i.D. 5	34.5	10.5	13	10	ESMCE 5 T

For hose clips type HSE (© page 357)

Couplings with hose squeeze nut

Hose connection	L	SW	D	Weight	Type No.
Hose 3x4	34	9	10.5	15	ESMCE 34 TQ
Hose 3x5	34	9	10.5	15	ESMCE 3 TQ
Hose 4x6	34	9	10.5	15	ESMCE 4 TQ

Couplings with hose squeeze nut and bulkhead screwing


Hose connection	L	SW	D	L1	SW1	G	Weight	Type No.
Hose 3x4	45	12	10.5	17	11	M 7x0.5 m	26	ESMCE 34 TQSV
Hose 3x5	45	12	10.5	17	11	M 7x0.5 m	26	ESMCE 35 TQSV
Hose 4x6	45	12	10.5	17	12	M 8x0.5 m	26	ESMCE 4 TQSV

Couplings with hose stem and bulkhead screwing

Hose connection	L	SW	D	L1	L2	SW1	G	Weight	Type No.
Hose i.D. 3	51	12	10.5	13	17	11	M 7x0.5 m	24	ESMCE 3 TSV
Hose i.D. 4	51	12	10.5	13	17	11	M 7x0.5 m	24	ESMCE 4 TSV
Hose i.D. 5	51	12	10.5	13	17	12	M 8x0.5 m	24	ESMCE 5 TSV

For hose clips type HSE (© page 357)

*subject to media and sealing material

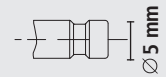


Micro Quick Connect Couplings

single shut-off **Series ESMCE**


DN 2.7

Plug Profile (original size)




Plugs with male thread

Thread connection	L	SW	L1	L2	Weight	Type No.
M 5 m	18	7	5	10	3	ESMCE 5 NA
G 1/8 m	20	11	7	10	6	ESMCE 18 NA



Plugs with female thread

Thread connection	L	SW	L1	L2	Weight	Type No.
M 5 f	17	7	5	10	3	ESMCE 5 NI
G 1/8 f	19	12	7	10	6	ESMCE 18 NI



Plugs with hose stem

Hose connection	L	D	L1	L2	Weight	Type No.
Hose i.D. 3	24	7	13	10	2	ESMCE 3 S
Hose i.D. 4	24	7	13	10	3	ESMCE 4 S
Hose i.D. 5	24	9	13	10	3	ESMCE 5 S

For hose clips type HSE (© page 357)




Plugs with hose squeeze nut

Hose connection	L	SW	L1	Weight	Type No.
Hose 3x4	25	8	10	12	ESMCE 34 SQ
Hose 3x5	25	8	10	12	ESMCE 3 SQ
Hose 4x6	25	8	10	12	ESMCE 4 SQ



Plugs with hose squeeze nut and bulkhead screwing

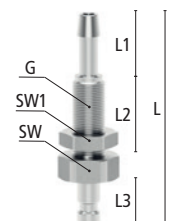
Hose connection	L	SW	L1	L2	SW1	G	Weight	Type No.
Hose 3x4	38	12	17	10	11	M 7x0.5 m	23	ESMCE 34 SQSV
Hose 3x5	38	12	17	10	11	M 7x0.5 m	23	ESMCE 35 SQSV
Hose 4x6	38	12	17	10	12	M 8x0.5 m	23	ESMCE 4 SQSV



Plugs with hose stem and bulkhead screwing

Hose connection	L	SW	L1	L2	L3	SW1	G	Weight	Type No.
Hose i.D. 3	45	12	13	17	10	11	M 7x0.5 m	21	ESMCE 3 SSV
Hose i.D. 4	45	12	13	17	10	11	M 7x0.5 m	21	ESMCE 4 SSV
Hose i.D. 5	45	12	13	17	10	12	M 8x0.5 m	21	ESMCE 5 SSV

For hose clips type HSE (© page 357)

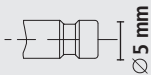


Micro Quick Connect Couplings

Series ESMCE double shut-off

DN 2.7

Plug Profile (original size)



- One-hand quick connect couplings with smallest dimensions made of stainless steel 1.4305 (on request in stainless steel 1.4404)
- Double shut-off to avoid leaking media when disconnecting
- Please note: Valve construction designed for media flow from coupling to plug
- Suitable for low vacuum at low couple force compared to all other compatible products
- Attention: Couplings can be connected with straight-through plugs DN 2.7. However, double shut-off plugs cannot be connected with standard couplings DN 2.7
- Several fields of application, above all for liquid media in pharmacy, medical technology, chemical industry, food industry, clean-room applications, for sophisticated measure, control and regulation technology or increased hygienic requirements

Materials

- Body, sleeve, valve body, valve, plug: Stainless Steel 1.4305
- Springs, retaining ring: Stainless Steel 1.4310
- Balls: Stainless Steel 1.3541
- Seals: FKM (EPDM or FFKM on request)

Max. Working Pressure	Temperature	DN	Thread	Flow Rate	Operation	Type of valve	Media	Area	
PN 35 bar	-15°C – +200°C*	2.7	ISO 228 / DIN 13	150 l/min	One-hand	Double shut-off	Different	Europe	Coupl. 1/ Plug 5

Couplings with male thread

Thread connection	L	SW	D	L1	Weight	Type No.
M 5 m	26	9	10.5	5	9	ESMCE 5 AAB
G 1/8 m	28	11	10.5	7	12	ESMCE 18 AAB

Couplings with female thread

Thread connection	L	SW	D	L1	Weight	Type No.
M 5 f	25	9	10.5	5	10	ESMCE 5 IAB
G 1/8 f	28	12	10.5	7	14	ESMCE 18 IAB

Couplings with hose stem

Hose connection	L	D	L1	Weight	Type No.
Hose i.D. 3	34.5	10.5	13	9	ESMCE 3 TAB
Hose i.D. 4	34.5	10.5	13	10	ESMCE 4 TAB
Hose i.D. 5	34.5	10.5	13	10	ESMCE 5 TAB

For hose clips type HSE (© page 357)

Couplings with hose squeeze nut

Hose connection	L	SW	D	Weight	Type No.
Hose 3x4	34	9	10.5	15	ESMCE 34 TQAB
Hose 3x5	34	9	10.5	15	ESMCE 3 TQAB
Hose 4x6	34	9	10.5	15	ESMCE 4 TQAB

Couplings with hose squeeze nut and bulkhead screwing

Hose connection	L	SW	D	L1	SW1	G	Weight	Type No.
Hose 3x4	45	12	10.5	17	11	M 7x0.5 m	26	ESMCE 34 TQSVAB
Hose 3x5	45	12	10.5	17	11	M 7x0.5 m	26	ESMCE 35 TQSVAB
Hose 4x6	45	12	10.5	17	12	M 8x0.5 m	26	ESMCE 4 TQSVAB

Couplings with hose stem and bulkhead screwing

Hose connection	L	SW	D	L1	L2	SW1	G	Weight	Type No.
Hose i.D. 3	51	12	10.5	13	17	11	M 7x0.5 m	24	ESMCE 3 TSVAB
Hose i.D. 4	51	12	10.5	13	17	11	M 7x0.5 m	24	ESMCE 4 TSVAB
Hose i.D. 5	51	12	10.5	13	17	12	M 8x0.5 m	24	ESMCE 5 TSVAB

For hose clips type HSE (© page 357)

*subject to media and sealing material

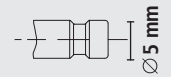


Micro Quick Connect Couplings

double shut-off **Series ESMCE**

DN 2.7

Plug Profile (original size)



Plugs with male thread

Thread connection	L	SW	L1	L2	Weight	Type No.
M 5 m	28	9	5	10	10	ESMCE 5 NAAB
G 1/8 m	30	11	7	10	12	ESMCE 18 NAAB

Plugs with female thread

Thread connection	L	SW	L1	L2	Weight	Type No.
M 5 f	26.5	9	5	10	11	ESMCE 5 NIAB
G 1/8 f	30	12	7	10	14	ESMCE 18 NIAB

Plugs with hose stem

Hose connection	L	D	L1	L2	Weight	Type No.
Hose i.D. 3	36.5	9	13	10	9	ESMCE 3 SAB
Hose i.D. 4	36.5	9	13	10	10	ESMCE 4 SAB
Hose i.D. 5	36.5	9	13	10	10	ESMCE 5 SAB

For hose clips type HSE (© page 357)

Plugs with hose squeeze nut

Hose connection	L	SW	L1	Weight	Type No.
Hose 3x4	36	9	10	10	ESMCE 34 SQAB
Hose 3x5	36	9	10	10	ESMCE 3 SQAB
Hose 4x6	36	9	10	11	ESMCE 4 SQAB






Plugs with hose squeeze nut and bulkhead screwing

Hose connection	L	SW	L1	L2	SW1	G	Weight	Type No.
Hose 3x4	47	12	17	10	11	M 7x0.5 m	13	ESMCE 34 SQSVAB
Hose 3x5	47	12	17	10	11	M 7x0.5 m	13	ESMCE 35 SQSVAB
Hose 4x6	47	12	17	10	12	M 8x0.5 m	17	ESMCE 4 SQSVAB

Plugs with hose stem and bulkhead screwing

Hose connection	L	SW	L1	L2	L3	SW1	G	Weight	Type No.
Hose i.D. 3	53	12	13	17	10	11	M 7x0.5 m	14	ESMCE 3 SSVAB
Hose i.D. 4	53	12	13	17	10	11	M 7x0.5 m	14	ESMCE 4 SSVAB
Hose i.D. 5	53	12	13	17	10	12	M 8x0.5 m	16	ESMCE 5 SSVAB

For hose clips type HSE (© page 357)

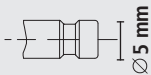


Micro Quick Connect Couplings

Series ESMCE straight-through

DN 2.7

Plug Profile (original size)



- One-hand quick connect couplings with smallest dimensions made of stainless steel 1.4305 (on request in stainless steel 1.4404)
- Straight-through passage for optimised flow capacity, particularly for water/ liquid applications
- Please connect with plug series ESMCE DN 2.7 with straight-through passage (page 287)
- Suitable for low vacuum at low couple force compared to all other compatible products
- **Several fields of application, above all for liquid media in pharmacy, medical technology, chemical industry, food industry, clean-room applications, for sophisticated measure, control and regulation technology or increased hygienic requirements**

Materials

- Body, sleeve, valve body, valve, plug: Stainless Steel 1.4305
- Springs, retaining ring: Stainless Steel 1.4310
- Balls: Stainless Steel 1.3541
- Seals: FKM (EPDM or FFKM on request)

Max. Working Pressure	Temperature	DN	Thread	Flow Rate	Operation	Type of valve	Media	Area	
PN 35 bar	-15°C – +200°C*	2.7	ISO 228 / DIN 13	170 l/min	One-hand	Straight-through	Different	Europe	Coupl. 1/ Plug 5

Couplings with male thread

Thread connection	L	SW	D	L1	Weight	Type No.
M 5 m	26	9	10.5	5	9	ESMCE 5 AO
G 1/8 m	28	11	10.5	7	12	ESMCE 18 AO

Couplings with female thread

Thread connection	L	SW	D	L1	Weight	Type No.
M 5 f	25	9	10.5	5	10	ESMCE 5 IO
G 1/8 f	28	12	10.5	7	14	ESMCE 18 IO

Couplings with hose stem

Hose connection	L	D	L1	Weight	Type No.
Hose i.D. 3	34.5	10.5	13	9	ESMCE 3 TO
Hose i.D. 4	34.5	10.5	13	10	ESMCE 4 TO
Hose i.D. 5	34.5	10.5	13	10	ESMCE 5 TO

For hose clips type HSE (© page 357)

Couplings with hose squeeze nut

Hose connection	L	SW	D	Weight	Type No.
Hose 3x4	34	9	10.5	15	ESMCE 34 TQO
Hose 3x5	34	9	10.5	15	ESMCE 3 TQO
Hose 4x6	34	9	10.5	15	ESMCE 4 TQO

Couplings with hose squeeze nut and bulkhead screwing


Hose connection	L	SW	D	L1	SW1	G	Weight	Type No.
Hose 3x4	45	12	10.5	17	11	M 7x0.5 m	26	ESMCE 34 TQSVO
Hose 3x5	45	12	10.5	17	11	M 7x0.5 m	26	ESMCE 35 TQSVO
Hose 4x6	45	12	10.5	17	12	M 8x0.5 m	26	ESMCE 4 TQSVO

Couplings with hose stem and bulkhead screwing

Hose connection	L	SW	D	L1	L2	SW1	G	Weight	Type No.
Hose i.D. 3	51	12	10.5	13	17	11	M 7x0.5 m	24	ESMCE 3 TSVO
Hose i.D. 4	51	12	10.5	13	17	11	M 7x0.5 m	24	ESMCE 4 TSVO
Hose i.D. 5	51	12	10.5	13	17	12	M 8x0.5 m	24	ESMCE 5 TSVO

For hose clips type HSE (© page 357)

*subject to media and sealing material



Mini Quick Connect Couplings

single shut-off Series ESME

- One-hand quick connect couplings with reduced dimensions made of stainless steel 1.4305 (on request in stainless steel 1.4404)
- Suitable for low vacuum at low couple force compared to all other compatible products
- For compressed air supply at increased purity and hygiene regulations or when conveying different media (gases, chemicals, lacquers, pharmaceuticals)
- Several fields of application in pharmacy, chemical industry, medical technology, food industry, clean-room applications as well as for sophisticated pneumatic applications

Materials

- Body, sleeve, valve body, valve, plug: Stainless Steel 1.4305
- Springs, retaining ring: Stainless Steel 1.4310
- Balls: Stainless Steel 1.3541
- Seals: FKM (EPDM or FFKM on request)

Max. Working Pressure	Temperature	DN	Thread	Flow Rate	Operation	Type of valve	Media	Area	
PN 35 bar	-15°C – +200°C*	5	ISO 228 / DIN 13	510 l/min	One-hand	Single shut-off	Different	Europe	Coupl. 1/ Plug 5

Couplings with male thread

Thread connection	L	SW	D	L1	Weight	Type No.
G 1/8 m	36	14	16	7	27	ESME 18 A
G 1/4 m	38	17	16	9	36	ESME 14 A
G 3/8 m	38	19	16	9	42	ESME 38 A
M 12x1.5 m	38	14	16	9	30	ESME 1215 A
M 14x1.5 m	38	17	16	9	38	ESME 1415 A

Couplings with female thread

Thread connection	L	SW	D	L1	Weight	Type No.
G 1/8 f	38	14	16	9	31	ESME 18 I
G 1/4 f	38	17	16	9	31	ESME 14 I
G 3/8 f	38	19	16	9	43	ESME 38 I
M 12x1.5 f	38	17	16	9	41	ESME 1215 I
M 14x1.5 f	38	17	16	9	38	ESME 1415 I

Couplings with hose stem

Hose connection	L	SW	D	L1	Weight	Type No.
Hose i.D. 4	47	14	16	17	27	ESME 4 T
Hose i.D. 6	47	14	16	17	28	ESME 6 T
Hose i.D. 8	47	14	16	17	28	ESME 8 T
Hose i.D. 9	47	14	16	17	30	ESME 9 T
Hose i.D. 10	47	14	16	17	30	ESME 10 T

For hose clips type HSE (☺ page 357)

Coupling with hose squeeze nut

Hose connection	L	SW	D	SW1	Weight	Type No.
Hose 4x6	43	14	16	12	34	ESME 4 TQ
Hose 6x8	43	14	16	14	36	ESME 6 TQ

Couplings with hose squeeze nut and bulkhead screwing

Hose connection	L	SW	D	L1	SW1	SW2	G	Weight	Type No.
Hose 4x6	54	14	16	18	12	12	M 10x1 m	41	ESME 4 TQSV
Hose 6x8	54	14	16	18	14	14	M 12x1 m	49	ESME 6 TQSV

Special versions on request.

Couplings with hose stem and bulkhead screwing

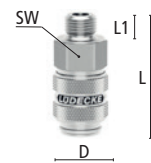
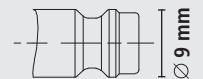
Hose connection	L	SW	D	L1	L2	SW1	G	Weight	Type No.
Hose i.D. 5	60	17	16	17	14	17	M 12x1 m	45	ESME 5 TSV
Hose i.D. 6	60	17	16	17	14	17	M 12x1 m	45	ESME 6 TSV
Hose i.D. 8	60	17	16	17	14	17	M 12x1 m	45	ESME 8 TSV

For hose clips type HSE (☺ page 357)

*subject to media and sealing material

DN 5

Plug Profile (original size)


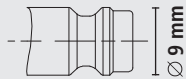


Mini Quick Connect Couplings

Series ESME single shut-off

DN 5

Plug Profile (original size)



Plugs with male thread

Thread connection	L	SW	L1	L2	Weight	Type No.
G 1/8 m	25	14	7	14	11	ESME 18 NA
G 1/4 m	28	17	9	14	19	ESME 14 NA
G 3/8 m	28	19	9	14	21	ESME 38 NA
M 10x1 m	25	14	7	14	11	ESME 101 NA
M 12x1.5 m	28	17	10	14	17	ESME 1215 NA
M 14x1.5 m	28	17	10	14	20	ESME 1415 NA



Plugs with female thread


Thread connection	L	SW	L1	L2	Weight	Type No.
G 1/8 f	25	14	8	14	14	ESME 18 NI
G 1/4 f	25	17	9	14	15	ESME 14 NI
G 3/8 f	26	19	9	14	19	ESME 38 NI
M 10x1 f	26	14	9	14	18	ESME 101 NI
M 12x1.5 f	27	17	10	14	22	ESME 1215 NI
M 14x1.5 f	27	17	10	14	19	ESME 1415 NI



Plugs with hose stem


Hose connection	L	D	L1	L2	Weight	Type No.
Hose i.D. 4	32	9	17	14	7	ESME 4 S
Hose i.D. 5	32	9	17	14	8	ESME 5 S
Hose i.D. 6	32	9	17	14	9	ESME 6 S
Hose i.D. 8	32	9	17	14	9	ESME 8 S
Hose i.D. 9	33	10	17	14	9	ESME 9 S
Hose i.D. 10	33	12	17	14	12	ESME 10 S

For hose clips type HSE (© page 357)




Plugs with hose squeeze nut

Hose connection	L	SW	L1	SW1	Weight	Type No.
Hose 4x6	32	12	14	12	17	ESME 4 SQ
Hose 6x8	32	14	14	14	21	ESME 6 SQ



Plugs with hose squeeze nut and bulkhead screwing

Hose connection	L	SW	L1	L2	SW1	SW2	G	Weight	Type No.
Hose 4x6	44	12	18	14	14	14	M 10x1 m	27	ESME 4 SQSV
Hose 6x8	44	14	18	14	17	14	M 12x1 m	35	ESME 6 SQSV



Plugs with hose barb and bulkhead screwing

Hose connection	L	SW	L1	L2	L3	SW1	G	Weight	Type No.
Hose i.D. 5	50	14	17	14	14	17	M 12x1 m	28	ESME 5 SSV
Hose i.D. 6	50	14	17	14	14	17	M 12x1 m	28	ESME 6 SSV
Hose i.D. 8	50	14	17	14	14	17	M 12x1 m	28	ESME 8 SSV

For hose clips type HSE (© page 357)

Mini Quick Connect Couplings

double shut-off Series ESME

- One-hand quick connect couplings with reduced dimensions made of stainless steel 1.4305 (on request in stainless steel 1.4404)
- Double shut-off to avoid leaking media when disconnecting
- Please note: Valve construction designed for media flow from coupling to plug
- Suitable for low vacuum at low couple force compared to all other compatible products
- Attention: Couplings can be connected with straight-through plugs DN 5. However, double shut-off plugs cannot be connected with standard couplings DN 5
- **Several fields of application, above all for liquid media in pharmacy, medical technology, chemical industry, food industry, clean-room applications, for sophisticated measure, control and regulation technology or increased hygienic requirements**

Materials

- Body, sleeve, valve body, valve, plug: Stainless Steel 1.4305
- Springs, retaining ring: Stainless Steel 1.4310
- Balls: Stainless Steel 1.3541
- Seals: FKM (EPDM or FFKM on request)

Max. Working Pressure	Temperature	DN	Thread	Flow Rate	Operation	Type of valve	Media	Area	
PN 35 bar	-15°C – +200°C*	5	ISO 228 / DIN 13	330 l/min	One-hand	Double shut-off	Different	Europe	Coupl. 1/ Plug 5

Couplings with male thread

Thread connection	L	SW	D	L1	Weight	Type No.
G 1/8 m	36	14	16	7	28	ESME 18 AAB
G 1/4 m	38	17	16	9	37	ESME 14 AAB
G 3/8 m	38	19	16	9	43	ESME 38 AAB
M 12x1.5 m	38	14	16	9	30	ESME 1215 AAB
M 14x1.5 m	38	17	16	9	38	ESME 1415 AAB

NEW!
NEW!

Couplings with female thread

Thread connection	L	SW	D	L1	Weight	Type No.
G 1/8 f	38	14	16	9	32	ESME 18 IAB
G 1/4 f	38	17	16	9	32	ESME 14 IAB
G 3/8 f	38	19	16	9	44	ESME 38 IAB
M 12x1.5 f	38	17	16	9	41	ESME 1215 IAB
M 14x1.5 f	38	17	16	9	38	ESME 1415 IAB

NEW!
NEW!

Couplings with hose stem

Hose connection	L	SW	D	L1	Weight	Type No.
Hose i.D. 4	47	14	16	17	28	ESME 4 TAB
Hose i.D. 6	47	14	16	17	29	ESME 6 TAB
Hose i.D. 8	47	14	16	17	29	ESME 8 TAB
Hose i.D. 9	47	14	16	17	31	ESME 9 TAB
Hose i.D. 10	47	14	16	17	31	ESME 10 TAB

For hose clips type HSE (© page 357)

Couplings with hose squeeze nut

Hose connection	L	SW	D	SW1	Weight	Type No.
Hose 4x6	43	14	16	12	35	ESME 4 TQAB
Hose 6x8	43	14	16	14	37	ESME 6 TQAB

Couplings with hose squeeze nut and bulkhead screwing

Hose connection	L	SW	D	L1	SW1	SW2	G	Weight	Type No.
Hose 4x6	54	14	16	18	12	12	M 10x1 m	42	ESME 4 TQSVAB
Hose 6x8	54	14	16	18	14	14	M 12x1 m	50	ESME 6 TQSVAB

Couplings with hose stem and bulkhead screwing

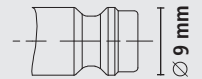
Hose connection	L	SW	D	L1	L2	SW1	G	Weight	Type No.
Hose i.D. 5	60	17	16	17	14	17	M 12x1 m	46	ESME 5 TSVAB
Hose i.D. 6	60	17	16	17	14	17	M 12x1 m	46	ESME 6 TSVAB
Hose i.D. 8	60	17	16	17	14	17	M 12x1 m	47	ESME 8 TSVAB

For hose clips type HSE (© page 357)

*subject to media and sealing material

DN 5

Plug Profile (original size)


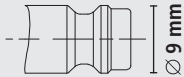


Mini Quick Connect Couplings

Series ESME double shut-off

DN 5


Plug Profile (original size)



Plugs with male thread


Thread connection	L	SW	L1	L2	Weight	Type No.
G 1/8 m	40	14	7	14	22	ESME 18 NAAB
G 1/4 m	42	17	9	14	31	ESME 14 NAAB
G 3/8 m	42	19	9	14	37	ESME 38 NAAB
M 10x1 m	40	14	7	14	25	ESME 101 NAAB
M 12x1.5 m	42	17	9	14	31	ESME 1215 NAAB
M 14x1.5 m	42	17	9	14	33	ESME 1415 NAAB

NEW!
NEW!



Plugs with female thread


Thread connection	L	SW	L1	L2	Weight	Type No.
G 1/8 f	42	14	9	14	26	ESME 18 NIAB
G 1/4 f	42	17	9	14	35	ESME 14 NIAB
G 3/8 f	42	19	9	14	37	ESME 38 NIAB
M 10x1 f	42	14	9	14	26	ESME 101 NIAB
M 12x1.5 f	42	17	9	14	36	ESME 1215 NIAB
M 14x1.5 f	42	17	9	14	33	ESME 1415 NIAB



Plugs with hose stem


Hose connection	L	SW	L1	L2	Weight	Type No.
Hose i.D. 4	50	14	17	14	21	ESME 4 SAB
Hose i.D. 6	50	14	17	14	22	ESME 6 SAB
Hose i.D. 8	50	14	17	14	23	ESME 8 SAB
Hose i.D. 9	50	14	17	14	23	ESME 9 SAB
Hose i.D. 10	50	14	17	14	24	ESME 10 SAB

For hose clips type HSE (© page 357)




Plugs with hose squeeze nut

Hose connection	L	SW	L1	SW1	Weight	Type No.
Hose 4x6	46	14	14	12	29	ESME 4 SQAB
Hose 6x8	46	14	14	14	31	ESME 6 SQAB



Plugs with hose squeeze nut and bulkhead screwing

Hose connection	L	SW	L1	L2	SW1	SW2	G	Weight	Type No.
Hose 4x6	58	14	18	14	14	12	M 10x1 m	36	ESME 4 SQSVAB
Hose 6x8	58	14	18	14	17	14	M 12x1 m	43	ESME 6 SQSVAB



Plugs with bulkhead screwing

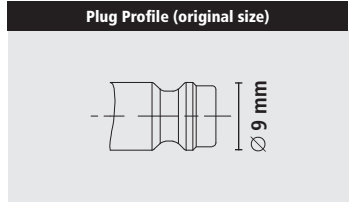
Hose connection	L	SW	L1	L2	L3	SW1	G	Weight	Type No.
Hose i.D. 5	63	17	14	14	14	17	M 12x1 m	38	ESME 5 SSVAB
Hose i.D. 6	63	17	14	14	14	17	M 12x1 m	38	ESME 6 SSVAB
Hose i.D. 8	63	17	14	14	14	17	M 12x1 m	38	ESME 8 SSVAB

For hose clips type HSE (© page 357)

Mini Quick Connect Couplings

straight-through Series ESME

DN 5



- One-hand quick connect couplings with reduced dimensions made of stainless steel 1.4305 (on request in stainless steel 1.4404)
- Straight-through passage for optimised flow capacity, particularly for water/ liquid applications
- Please connect with plug series ESME DN 5 with straight-through passage (page 292)
- Suitable for low vacuum at low couple force compared to all other compatible products
- For compressed air supply at increased purity and hygiene regulations or when conveying different media (gases, chemicals, lacquers, pharmaceuticals)
- Several fields of application in pharmacy, chemical industry, medical technology, food industry, clean-room applications as well as for sophisticated pneumatic applications

Materials

- Body, sleeve, valve body, valve, plug: Stainless Steel 1.4305
- Springs, retaining ring: Stainless Steel 1.4310
- Balls: Stainless Steel 1.3541
- Seals: FKM (EPDM or FFKM on request)

Max. Working Pressure	Temperature	DN	Thread	Flow Rate	Operation	Type of valve	Media	Area	
PN 35 bar	-15°C – +200°C*	5	ISO 228 / DIN 13	620 l/min	One-hand	Straight-through	Different	Europe	Coupl. 1/ Plug 5

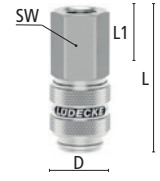
Couplings with male thread

Thread connection	L	SW	D	L1	Weight	Type No.
G 1/8 m	36	14	16	7	28	ESME 18 AO
G 1/4 m	38	17	16	9	37	ESME 14 AO
G 3/8 m	38	19	16	9	43	ESME 38 AO
M 12x1.5 m	38	14	16	9	30	ESME 1215 AO
M 14x1.5 m	38	17	16	9	38	ESME 1415 AO



Couplings with female thread

Thread connection	L	SW	D	L1	Weight	Type No.
G 1/8 f	38	14	16	9	32	ESME 18 IO
G 1/4 f	38	17	16	9	32	ESME 14 IO
G 3/8 f	38	19	16	9	44	ESME 38 IO
M 12x1.5 f	38	17	16	9	41	ESME 1215 IO
M 14x1.5 f	38	17	16	9	38	ESME 1415 IO



Couplings with hose stem

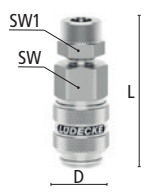
Hose connection	L	SW	D	L1	Weight	Type No.
Hose i.D. 4	47	14	16	17	28	ESME 4 TO
Hose i.D. 6	47	14	16	17	29	ESME 6 TO
Hose i.D. 8	47	14	16	17	29	ESME 8 TO
Hose i.D. 9	47	14	16	17	31	ESME 9 TO
Hose i.D. 10	47	14	16	17	31	ESME 10 TO

For hose clips type HSE (© page 357)



Couplings with hose squeeze nut

Hose connection	L	SW	D	SW1	Weight	Type No.
Hose 4x6	43	14	16	12	35	ESME 4 TQO
Hose 6x8	43	14	16	14	37	ESME 6 TQO



Couplings with hose squeeze nut and bulkhead screwing

Hose connection	L	SW	D	L1	SW1	SW2	G	Weight	Type No.
Hose 4x6	54	14	16	18	12	12	M 10x1 m	42	ESME 4 TQSVO
Hose 6x8	54	14	16	18	14	14	M 12x1 m	50	ESME 6 TQSVO



Couplings with hose stem and bulkhead screwing

Hose connection	L	SW	D	L1	L2	SW1	G	Weight	Type No.
Hose i.D. 5	60	17	16	17	14	17	M 12x1 m	46	ESME 5 TSVO
Hose i.D. 6	60	17	16	17	14	17	M 12x1 m	46	ESME 6 TSVO
Hose i.D. 8	60	17	16	17	14	17	M 12x1 m	47	ESME 8 TSVO

For hose clips type HSE (© page 357)



Special versions on request

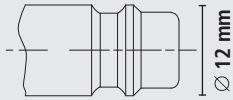
*subject to media and sealing material

Quick Connect Couplings

Series ESE single shut-off

DN 7.2

Plug Profile (original size)



- Universal one-hand quick connect couplings made of stainless steel 1.4305 (on request in stainless steel 1.4404)
- Suitable for low vacuum at low couple force compared to all other compatible products
- For compressed air supply at increased purity and hygiene regulations or when conveying different media (gases, chemicals, lacquers, pharmaceuticals)
- Several fields of application in pharmacy, chemical industry, medical technology, food industry, clean-room applications as well as for sophisticated pneumatic applications

Materials

- Body, sleeve, valve body, valve, pins, plug: Stainless Steel 1.4305
- Springs, retaining ring: Stainless Steel 1.4310
- Seals: FKM (EPDM or FFKM on request)

Max. Working Pressure	Temperature	DN	Thread	Flow Rate	Operation	Type of valve	Media	Area	
PN 35 bar	-15°C – +200°C*	7,2	ISO 228	1150 l/min	One-hand	Single shut-off	Different	Worldwide	Coupl. 1/ Plug 5

Couplings with parallel male thread

Thread connection	L	SW	D	L1	Weight	Sleeve	
						Type No. smooth	Type No. knurled
G 1/4 m	41	22	27	9	82	ESEG 14 A	ESER 14 A
G 3/8 m	42	22	27	10	82	ESEG 38 A	ESER 38 A
G 1/2 m	44	24	27	12	95	ESEG 12 A	ESER 12 A

Couplings with parallel female thread

Thread connection	L	SW	D	L1	Weight	Sleeve	
						Type No. smooth	Type No. knurled
G 1/4 f	41.5	22	27	10.5	83	ESEG 14 I	ESER 14 I
G 3/8 f	41.5	22	27	10.5	83	ESEG 38 I	ESER 38 I
G 1/2 f	43	24	27	12	92	ESEG 12 I	ESER 12 I

Couplings with hose stem

Hose connection	L	SW	D	L1	Weight	Sleeve	
						Type No. smooth	Type No. knurled
Hose i.D. 6	56	22	27	25	92	ESEG 6 T	ESER 6 T
Hose i.D. 8	56	22	27	25	92	ESEG 8 T	ESER 8 T
Hose i.D. 9	56	22	27	25	92	ESEG 9 T	ESER 9 T
Hose i.D. 10	56	22	27	25	93	ESEG 10 T	ESER 10 T
Hose i.D. 13	56	22	27	25	95	ESEG 13 T	ESER 13 T

For hose clips type HSE (© page 357)

Couplings with hose squeeze nut

Hose connection	L	SW	D	L1	SW1	Weight	Sleeve	
							Type No. smooth	Type No. knurled
Hose 8x12	48	22	27	9.5	17	107	ESEG 812 TQ	ESER 812 TQ

O-rings approved for the food industry (VO 1935/2004)

*subject to media and sealing material

Available with smooth surface to avoid dirt from collecting at increased hygiene regulations or with knurled sleeve

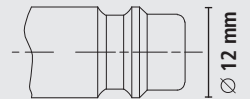


Quick Connect Couplings

single shut-off **Series ESE**

DN 7.2

Plug Profile (original size)



Plugs with male thread

Thread connection	L	SW	L1	L2	Weight	Type No.
G 1/4 m	33	17	9	20	22	ESE 14 NA
G 3/8 m	33	19	9	20	25	ESE 38 NA
G 1/2 m	37	24	12	20	45	ESE 12 NA

Plugs with female thread

Thread connection	L	SW	L1	L2	Weight	Type No.
G 1/4 f	32	17	10	20	20	ESE 14 NI
G 3/8 f	32	19	10	20	25	ESE 38 NI
G 1/2 f	35	24	12	20	36	ESE 12 NI

Plugs with hose stem

Hose connection	L	D	L1	L2	Weight	Type No.
Hose i.D. 6	46	12	25	20	13	ESE 6 S
Hose i.D. 8	46	12	25	20	15	ESE 8 S
Hose i.D. 9	46	12	25	20	14	ESE 9 S
Hose i.D. 10	46	12	25	20	17	ESE 10 S
Hose i.D. 13	46	12	25	20	24	ESE 13 S

For hose clips type HSE (© page 357)

Plugs with hose squeeze nut

Hose connection	L	SW	L1	L2	SW1	Weight	Type No.
Hose 8x12	42	17	9.5	20	19	51	ESE 812 SQ

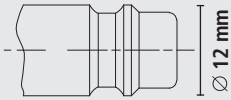


Quick Connect Couplings

Series ESE double shut-off

DN 7.2

Plug Profile (original size)



- Universal one-hand quick connect couplings made of stainless steel 1.4305 (on request in stainless steel 1.4404)
- Double shut-off to avoid leaking media when disconnecting
- Please note: Valve construction designed for media flow from coupling to plug
- Suitable for low vacuum at low couple force compared to all other compatible products
- Attention: Couplings can be connected with straight-through plugs DN 7.2. However, double shut-off plugs cannot be connected with standard couplings DN 7.2
- Several fields of application, above all for liquid media in plant construction, measure and regulation technology, pharmacy, medical technology, chemical industry, food industry as well as for increased purity and hygiene regulations

Materials

- Body, sleeve, valve body, valve, pins, plug: Stainless Steel 1.4305
- Springs, retaining ring: Stainless Steel 1.4310
- Seals: FKM (EPDM or FFKM on request)

Max. Working Pressure	Temperature	DN	Thread	Flow Rate	Operation	Type of valve	Media	Area	
PN 35 bar	-15°C – +200°C*	7,2	ISO 228	660 l/min	One-hand	Double shut-off	Different	Worldwide	Coupl. 1/ Plug 5

Couplings with parallel male thread

Thread connection	L	SW	D	L1	Weight	Sleeve	
						Type No. smooth	Type No. knurled
G 1/4 m	41	22	27	9	82	ESEG 14 AAB	ESER 14 AAB
G 3/8 m	42	22	27	10	82	ESEG 38 AAB	ESER 38 AAB
G 1/2 m	44	24	27	12	95	ESEG 12 AAB	ESER 12 AAB

Couplings with parallel female thread

Thread connection	L	SW	D	L1	Weight	Sleeve	
						Type No. smooth	Type No. knurled
G 1/4 f	41.5	22	27	10.5	83	ESEG 14 IAB	ESER 14 IAB
G 3/8 f	41.5	22	27	10.5	83	ESEG 38 IAB	ESER 38 IAB
G 1/2 f	43	24	27	12	92	ESEG 12 IAB	ESER 12 IAB

Couplings with hose stem

Hose connection	L	SW	D	L1	Weight	Sleeve	
						Type No. smooth	Type No. knurled
Hose i.D. 6	56	22	27	25	92	ESEG 6 TAB	ESER 6 TAB
Hose i.D. 8	56	22	27	25	92	ESEG 8 TAB	ESER 8 TAB
Hose i.D. 9	56	22	27	25	92	ESEG 9 TAB	ESER 9 TAB
Hose i.D. 10	56	22	27	25	93	ESEG 10 TAB	ESER 10 TAB
Hose i.D. 13	56	22	27	25	95	ESEG 13 TAB	ESER 13 TAB



For hose clips type HSE (© page 357)

Couplings with hose squeeze nut

Hose connection	L	SW	D	L1	SW1	Weight	Sleeve	
							Type No. smooth	Type No. knurled
Hose 8x12	48	22	27	9.5	17	107	ESEG 812 TQAB	ESER 812 TQAB


O-rings approved for the food industry (VO 1935/2004)

*subject to media and sealing materials



NEW!

Available with smooth surface to avoid dirt from collecting at increased hygiene regulations or with knurled sleeve

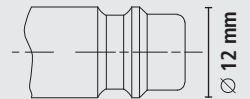


Quick Connect Couplings

double shut-off **Series ESE**

DN 7.2

Plug Profile (original size)



Plugs with parallel male thread

Thread connection	L	SW	L1	L2	Weight	Type No.
G 1/4 m	43	22	9	20	52	ESE 14 NAAB
G 3/8 m	45	22	10	20	55	ESE 38 NAAB
G 1/2 m	47	24	12	20	62	ESE 12 NAAB

Plugs with parallel female thread

Thread connection	L	SW	L1	L2	Weight	Type No.
G 1/4 f	44	22	10.5	20	55	ESE 14 NIAB
G 3/8 f	44	22	10.5	20	55	ESE 38 NIAB
G 1/2 f	45.5	24	12	20	62	ESE 12 NIAB



Plugs with hose stem

Hose connection	L	SW	L1	L2	Weight	Type No.
Hose i.D. 6	54	22	25	20	55	ESE 6 SAB
Hose i.D. 8	54	22	25	20	55	ESE 8 SAB
Hose i.D. 9	54	22	25	20	55	ESE 9 SAB
Hose i.D. 10	54	22	25	20	56	ESE 10 SAB
Hose i.D. 13	54	22	25	20	57	ESE 13 SAB

For hose clips type HSE (© page 357)

NEW! Plugs with hose squeeze nut

Hose connection	L	SW	L1	L2	SW1	Weight	Type No.
Hose 8x12	42	17	9.5	20	19	51	ESE 812 SQAB

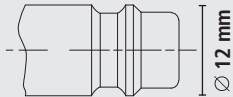


Quick Connect Couplings

Series ESE straight-through

DN 7.2

Plug Profile (original size)



- Universal one-hand quick connect couplings made of stainless steel 1.4305 (on request in stainless steel 1.4404)
- Straight-through passage for optimised flow capacity, particularly for water/ liquid applications
- Please connect with plug series ESE DN 7.2 with straight-through passage (page 297)
- Suitable for low vacuum at low couple force compared to all other compatible products
- For compressed air supply at increased purity and hygiene regulations or when conveying different media (gases, chemicals, lacquers, pharmaceuticals)
- Several fields of application in pharmacy, chemical industry, medical technology, food industry, clean-room applications as well as for sophisticated pneumatic applications

Materials

- Body, sleeve, valve body, valve, pins, plug: Stainless Steel 1.4305
- Springs, retaining ring: Stainless Steel 1.4310
- Seals: FKM (EPDM or FFKM on request)

Max. Working Pressure	Temperature	DN	Thread	Flow Rate	Operation	Type of valve	Media	Area	
PN 35 bar	-15°C – +200°C*	7.2	ISO 228	2150 l/min	One-hand	Straight-through	Different	Worldwide	Coupl. 1/ Plug 5

Couplings with parallel male thread

Thread connection	L	SW	D	L1	Weight	Sleeve	
						Type No. smooth	Type No. knurled
G 1/4 m	41	22	27	9	82	ESEG 14 AO	ESER 14 AO
G 3/8 m	42	22	27	10	82	ESEG 38 AO	ESER 38 AO
G 1/2 m	44	24	27	12	95	ESEG 12 AO	ESER 12 AO

Couplings with parallel female thread

Thread connection	L	SW	D	L1	Weight	Sleeve	
						Type No. smooth	Type No. knurled
G 1/4 f	41.5	22	27	10.5	83	ESEG 14 IO	ESER 14 IO
G 3/8 f	41.5	22	27	10.5	83	ESEG 38 IO	ESER 38 IO
G 1/2 f	43	24	27	12	92	ESEG 12 IO	ESER 12 IO

Couplings with parallel hose stem

Hose connection	L	SW	D	L1	Weight	Sleeve	
						Type No. smooth	Type No. knurled
Hose i.D. 6	56	22	27	25	92	ESEG 6 TO	ESER 6 TO
Hose i.D. 8	56	22	27	25	92	ESEG 8 TO	ESER 8 TO
Hose i.D. 9	56	22	27	25	92	ESEG 9 TO	ESER 9 TO
Hose i.D. 10	56	22	27	25	93	ESEG 10 TO	ESER 10 TO
Hose i.D. 13	56	22	27	25	95	ESEG 13 TO	ESER 13 TO



For hose clips type HSE (© page 357)

Couplings with hose squeeze nut


Hose connection	L	SW	D	L1	SW1	Weight	Sleeve	
							Type No. smooth	Type No. knurled
Hose 8x12	48	22	27	9.5	17	107	ESEG 812 TQO	ESER 812 TQO

O-rings approved for the food industry (VO 1935/2004)

*subject to media and sealing materials



Available with smooth surface to avoid dirt from collecting at increased hygiene regulations or with knurled sleeve



Industrial Quick Connect Couplings

single shut-off Series ESIE

- Top-quality, extreme robust one-hand quick connect couplings with high-class sealing made of stainless steel 1.4305 (on request in stainless steel 1.4404)
- Collar version: protection for valve body
- High flow rates with low pressure drop due to patented OptiFlow by **LUDECKE**® valve technology
- Suitable for low vacuum at low couple force compared to all other compatible products
- **Several fields of application, above all for liquid media in plant construction, measure, control and regulation technology, pharmacy, medical technology, chemical industry, food industry as well as for increased purity and hygiene regulations**
- Also interchangeable with plug profile ESE DN 7.2

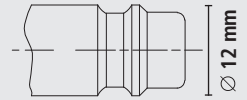
Materials

- Body, sleeve, valve body, valve, plug: Stainless Steel 1.4305
- Springs: Stainless Steel 1.4310
- Balls: Stainless Steel 1.4034
- Seals: FKM (EPDM, FFKM on request)

Max. Working Pressure	Temperature	DN	Thread	Flow Rate	Operation	Type of valve	Media	Area	
PN 35 bar	-20°C – +200°C*	7,8	ISO 228	2000 l/min	One-hand	Single shut-off	Different	Europe	Coupl. 1/ Plug 5

DN 7.8

Plug Profile (original size)



NEW!

Couplings with male thread

Thread connection	L	SW	D	L1	Weight	Type No.
G 1/4 m	57.5	19	23.5	9	97	ESIE 14 A
G 3/8 m	58.5	19	23.5	10	101	ESIE 38 A
G 1/2 m	60.5	24	23.5	12	130	ESIE 12 A

NEW!

Couplings with female thread

Thread connection	L	SW	D	L1	Weight	Type No.
G 1/4 f	57.5	19	23.5	10	106	ESIE 14 I
G 3/8 f	57.5	19	23.5	10	100	ESIE 38 I
G 1/2 f	59.5	24	23.5	12	133	ESIE 12 I

NEW!

Couplings with hose stem

Hose connection	L	SW	D	L1	Weight	Type No.
Hose i.D. 6	73.5	19	23.5	25	97	ESIE 6 T
Hose i.D. 8	73.5	19	23.5	25	98	ESIE 8 T
Hose i.D. 9	73.5	19	23.5	25	99	ESIE 9 T
Hose i.D. 10	73.5	19	23.5	25	99	ESIE 10 T
Hose i.D. 13	73.5	19	23.5	25	101	ESIE 13 T

For hose clips type HSE (© page 357)

Plugs with male thread

Thread connection	L	SW	L1	L2	Weight	Type No.
G 1/4 m	33	17	9	20	22	ESE 14 NA
G 3/8 m	33	19	9	20	25	ESE 38 NA
G 1/2 m	37	24	12	20	45	ESE 12 NA

Plugs with female thread

Thread connection	L	SW	L1	L2	Weight	Type No.
G 1/4 f	32	17	10	20	20	ESE 14 NI
G 3/8 f	32	19	10	20	25	ESE 38 NI
G 1/2 f	35	24	12	20	36	ESE 12 N

Plugs with hose stem

Hose connection	L	D	L1	L2	Weight	Type No.
Hose i.D. 6	46	12	25	20	13	ESE 6 S
Hose i.D. 8	46	12	25	20	15	ESE 8 S
Hose i.D. 9	46	12	25	20	14	ESE 9 S
Hose i.D. 10	46	12	25	20	17	ESE 10 S
Hose i.D. 13	46	12	25	20	24	ESE 13 S

For hose clips type HSE (© page 357)

*subject to media and sealing materials



Opti
Flow
by **LUDECKE**

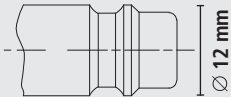


Industrial Quick Connect Couplings

Series ESIE double shut-off

DN 7.8

Plug Profile (original size)



- Top-quality, extreme robust one-hand quick connect couplings with high-class sealing made of stainless steel 1.4305 (on request in stainless steel 1.4404)
- Double shut-off to avoid leaking media when disconnecting
- Please note: Valve construction designed for media flow from coupling to plug
- Collar version: protection for valve body
- High flow rates with low pressure drop due to patented OptiFlow by **LUDECKE**® valve technology
- Suitable for low vacuum at low couple force compared to all other compatible products
- **Several fields of application, above all for liquid media in plant construction, measure, control and regulation technology, pharmacy, medical technology, chemical industry, food industry as well as for increased purity and hygiene regulations**
- Also interchangeable with plug profile ESE DN 7.2

Materials

- Body, sleeve, valve body, valve, plug: Stainless Steel 1.4305
- Springs: Stainless Steel 1.4310
- Balls: Stainless Steel 1.4034
- Seals: FKM (EPDM, FFKM on request)

Max. Working Pressure	Temperature	DN	Thread	Flow Rate	Operation	Type of valve	Media	Area	
PN 35 bar	-20°C – +200°C*	7.8	ISO 228	670 l/min	One-hand	Double shut-off	Different	Europe	Coupl. 1/ Plug 5

Couplings with male thread

Thread connection	L	SW	D	L1	Weight	Type No.
G 1/4 m	57.5	19	23.5	9	97	ESIE 14 AAB
G 3/8 m	58.5	19	23.5	10	101	ESIE 38 AAB
G 1/2 m	60.5	24	23.5	12	130	ESIE 12 AAB

Couplings with female thread

Thread connection	L	SW	D	L1	Weight	Type No.
G 1/4 f	57.5	19	23.5	10	106	ESIE 14 IAB
G 3/8 f	57.5	19	23.5	10	100	ESIE 38 IAB
G 1/2 f	59.5	24	23.5	12	133	ESIE 12 IAB

Plugs with hose stem

Hose connection	L	SW	D	L1	Weight	Type No.
Hose i.D. 6	73.5	19	23.5	25	97	ESIE 6 TAB
Hose i.D. 8	73.5	19	23.5	25	98	ESIE 8 TAB
Hose i.D. 9	73.5	19	23.5	25	99	ESIE 9 TAB
Hose i.D. 10	73.5	19	23.5	25	99	ESIE 10 TAB
Hose i.D. 13	73.5	19	23.5	25	101	ESIE 13 TAB

For hose clips type HSE (© page 357)

Plugs with parallel male thread

Thread connection	L	SW	L1	L2	Weight	Type No.
G 1/4 m	43	22	9	20	52	ESE 14 NAAB
G 3/8 m	45	22	10	20	55	ESE 38 NAAB
G 1/2 m	47	24	12	20	62	ESE 12 NAAB

Plugs with parallel female thread

Thread connection	L	SW	L1	L2	Weight	Type No.
G 1/4 f	44	22	10.5	20	55	ESE 14 NIAB
G 3/8 f	44	22	10.5	20	55	ESE 38 NIAB
G 1/2 f	45.5	24	12	20	62	ESE 12 NIAB

Plugs with hose stem

Hose connection	L	SW	L1	L2	Weight	Type No.
Hose i.D. 6	54	22	25	20	55	ESE 6 SAB
Hose i.D. 8	54	22	25	20	55	ESE 8 SAB
Hose i.D. 9	54	22	25	20	55	ESE 9 SAB
Hose i.D. 10	54	22	25	20	56	ESE 10 SAB
Hose i.D. 13	54	22	25	20	57	ESE 13 SAB

For hose clips type HSE (© page 357)

*subject to media and sealing materials



Industrial Quick Connect Couplings

straight-through Series ESIE

- Top-quality, extreme robust one-hand quick connect couplings with high-class sealing made of stainless steel 1.4305 (on request in stainless steel 1.4404)
- Straight-through passage for optimised flow capacity, particularly for water/ liquid applications
- Please connect with plug series ESIE DN 7.8 (page 301) or series ESE DN 7.2 (page 297) with straight-through passage
- Collar version: protection for valve body
- High flow rates with low pressure drop due to patented OptiFlow by **LUDECKE**® valve technology
- Suitable for low vacuum at low couple force compared to all other compatible products
- **Several fields of application, above all for liquid media in plant construction, measure, control and regulation technology, pharmacy, medical technology, chemical industry, food industry as well as for increased purity and hygiene regulations**

Materials

- Body, sleeve, valve body, valve, plug: Stainless Steel 1.4305
- Springs: Stainless Steel 1.4310 • Balls: Stainless Steel 1.4034 • Seals: FKM (EPDM, FFKM on request)

Max. Working Pressure	Temperature	DN	Thread	Flow Rate	Operation	Type of valve	Media	Area	
PN 35 bar	-20°C – +200°C*	7.8	ISO 228	2800 l/min	One-hand	Straight-through	Different	Europe	Coupl. 1/ Plug 5

Couplings with male thread

Thread connection	L	SW	D	L1	Weight	Type No.
G 1/4 m	57.5	19	23.5	9	97	ESIE 14 AO
G 3/8 m	58.5	19	23.5	10	101	ESIE 38 AO
G 1/2 m	60.5	24	23.5	12	130	ESIE 12 AO

Couplings with female thread

Thread connection	L	SW	D	L1	Weight	Type No.
G 1/4 f	57.5	19	23.5	10	106	ESIE 14 IO
G 3/8 f	57.5	19	23.5	10	100	ESIE 38 IO
G 1/2 f	59.5	24	23.5	12	133	ESIE 12 IO

Couplings with hose stem

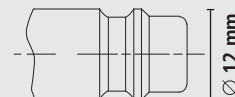
Hose connection	L	SW	D	L1	Weight	Type No.
Hose i.D. 6	73.5	19	23.5	25	97	ESIE 6 TO
Hose i.D. 8	73.5	19	23.5	25	98	ESIE 8 TO
Hose i.D. 9	73.5	19	23.5	25	99	ESIE 9 TO
Hose i.D. 10	73.5	19	23.5	25	99	ESIE 10 TO
Hose i.D. 13	73.5	19	23.5	25	101	ESIE 13 TO

For hose clips type HSE (© page 357)

*subject to media and sealing materials

DN 7.8

Plug Profile (original size)

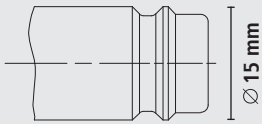


Industrial Quick Connect Couplings

Series ESIGE single shut-off

DN 10

Plug Profile (original size)



- Top-quality, extreme robust one-hand quick connect couplings with high-class sealing made of stainless steel 1.4305 (on request in stainless steel 1.4404)
- Collar version: protection for valve body
- Very high flow rates with low pressure drop due to patented OptiFlow by **LUDECKE**® valve technology
- Suitable for low vacuum at low couple force compared to all other compatible products
- **Several fields of application, above all for liquid media in plant construction, measure, control and regulation technology, pharmacy, medical technology, chemical industry, food industry as well as for increased purity and hygiene regulations**

Materials

- Body, sleeve, valve body, valve, plug: Stainless Steel 1.4305
- Springs: Stainless Steel 1.4310
- Balls: Stainless Steel 1.4034
- Seals: FKM (NBR on request)

Max. Working Pressure	Temperature	DN	Thread	Flow Rate	Operation	Type of valve	Media	Area	
PN 35 bar	-15°C – +200°C*	10	ISO 228	3200 l/min	One-hand	Single shut-off	Different	Europe	1



NEW!

Couplings with male thread


Thread connection	L	SW	L1	D	Weight	Type No.
G 3/8 m	61.5	24	10	27	144	ESIGE 38 A
G 1/2 m	63.5	24	12	27	148	ESIGE 12 A
G 3/4 m	67.5	32	16	27	213	ESIGE 34 A



NEW!

Couplings with female thread

Thread connection	L	SW	L1	D	Weight	Type No.
G 3/8 f	56.5	24	11	27	146	ESIGE 38 I
G 1/2 f	56.5	24	12	27	138	ESIGE 12 I
G 3/4 f	67.5	32	16	27	213	ESIGE 34 I



NEW!

Couplings with hose stem

Hose connection	L	SW	D	L1	Weight	Type No.
Hose i.D. 9	76.5	24	27	25	145	ESIGE 9 T
Hose i.D. 10	76.5	24	27	25	144	ESIGE 10 T
Hose i.D. 13	76.5	24	27	25	147	ESIGE 13 T
Hose i.D. 16	76.5	24	27	25	149	ESIGE 16 T
Hose i.D. 19	76.5	24	27	25	151	ESIGE 19 T

For hose clips type HSE (☺ page 357)



Plugs with male thread

Thread connection	L	SW	L1	L2	Weight	Type No.
G 3/8 m	35.5	19	9	21	30	ESIGE 38 NA
G 1/2 m	38.5	24	12	21	50	ESIGE 12 NA
G 3/4 m	43	32	16	21	83	ESIGE 34 NA



Plugs with female thread

Thread connection	L	SW	L1	L2	Weight	Type No.
G 3/8 f	36	19	12	21	28	ESIGE 38 NI
G 1/2 f	37	24	12	21	45	ESIGE 12 NI
G 3/4 f	42	32	16	21	92	ESIGE 34 NI



Plugs with hose stem

Hose connection	L	D	L1	L2	Weight	Type No.
Hose i.D. 9	46.5	15	25	21	21	ESIGE 9 S
Hose i.D. 10	46.5	15	25	21	21	ESIGE 10 S
Hose i.D. 13	46.5	15	25	21	28	ESIGE 13 S
Hose i.D. 16	48	20	25	21	33	ESIGE 16 S
Hose i.D. 19	48	24	25	21	39	ESIGE 19 S

For hose clips type HSE (☺ page 357)

*subject to media and sealing material



Industrial Quick Connect Couplings

double shut-off Series ESIGE

- Top-quality, extreme robust one-hand quick connect couplings with high-class sealing made of stainless steel 1.4305 (on request in stainless steel 1.4404)
- Double shut-off to avoid leaking media when disconnecting
- Please note: Valve construction designed for media flow from coupling to plug
- Collar version: protection for valve body
- Very high flow rates with low pressure drop due to patented OptiFlow by **LUDECKE**® valve technology
- Suitable for low vacuum at low couple force compared to all other compatible products
- Attention: Couplings can be connected with straight-through plugs DN 10. However, double shut-off plugs cannot be connected with standard couplings DN 10
- **Several fields of application, above all for liquid media in plant construction, measure, control and regulation technology, pharmacy, medical technology, chemical industry, food industry as well as for increased purity and hygiene regulations**

Materials

- Body, sleeve, valve body, valve, plug: Stainless Steel 1.4305
- Springs: Stainless Steel 1.4310 • Balls: Stainless Steel 1.4034 • Seals: FKM (NBR on request)

Max. Working Pressure	Temperature	DN	Thread	Flow Rate	Operation	Type of valve	Media	Area	
PN 35 bar	-15°C – +200°C*	10	ISO 228	1070 l/min	One-hand	Double shut-off	Different	Europe	1

Couplings with male thread

Thread connection	L	SW	L1	D	Weight	Type No.
G 3/8 m	61.5	24	10	27	144	ESIGE 38 AAB
G 1/2 m	63.5	24	12	27	148	ESIGE 12 AAB
G 3/4 m	67.5	32	16	27	213	ESIGE 34 AAB

Couplings with female thread

Thread connection	L	SW	L1	D	Weight	Type No.
G 3/8 f	56.5	24	11	27	146	ESIGE 38 IAB
G 1/2 f	56.5	24	12	27	138	ESIGE 12 IAB
G 3/4 f	67.5	32	16	27	213	ESIGE 34 IAB

Couplings with hose stem

Hose connection	L	SW	D	L1	Weight	Type No.
Hose i.D. 9	76.5	24	27	25	145	ESIGE 9 TAB
Hose i.D. 10	76.5	24	27	25	144	ESIGE 10 TAB
Hose i.D. 13	76.5	24	27	25	147	ESIGE 13 TAB
Hose i.D. 16	76.5	24	27	25	149	ESIGE 16 TAB
Hose i.D. 19	76.5	24	27	25	151	ESIGE 19 TAB

For hose clips type HSE (☺ page 357)

Plugs with male thread

Thread connection	L	SW	L1	L2	Weight	Type No.
G 3/8 m	59.5	24	10	21	88	ESIGE 38 NAAB
G 1/2 m	61.5	24	12	21	93	ESIGE 12 NAAB
G 3/4 m	65.5	32	16	21	157	ESIGE 34 NAAB

Plugs with female thread

Thread connection	L	SW	L1	L2	Weight	Type No.
G 3/8 f	54.5	24	11	21	90	ESIGE 38 NIAB
G 1/2 f	54.5	24	12	21	82	ESIGE 12 NIAB
G 3/4 f	58.5	32	16	21	145	ESIGE 34 NIAB

Plugs with hose stem

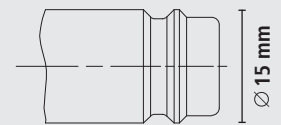
Hose connection	L	SW	L1	L2	Weight	Type No.
Hose i.D. 9	74.5	24	25	21	89	ESIGE 9 SAB
Hose i.D. 10	74.5	24	25	21	88	ESIGE 10 SAB
Hose i.D. 13	74.5	24	25	21	91	ESIGE 13 SAB
Hose i.D. 16	74.5	24	25	21	94	ESIGE 16 SAB
Hose i.D. 19	74.5	24	25	21	95	ESIGE 19 SAB

For hose clips type HSE (☺ page 357)

*subject to media and sealing material

DN 10

Plug Profile (original size)



OptiFlow
by **LUDECKE**

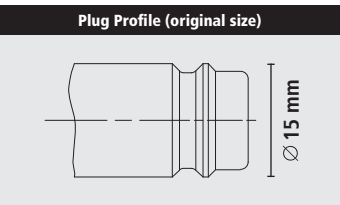


NEW!

Industrial Quick Connect Couplings

Series ESIGE straight-through

DN 10



- Top-quality, extreme robust one-hand quick connect couplings with high-class sealing made of stainless steel 1.4305 (on request in stainless steel 1.4404)
- Straight-through passage for optimised flow capacity, particularly for water/ liquid applications
- Please connect with plug series ESIGE DN 10 with straight-through passage (page 304)
- Collar version: protection for valve body
- Very high flow rates with low pressure drop due to patented OptiFlow by **LUDECKE**® valve technology
- Suitable for low vacuum at low couple force compared to all other compatible products
- **Several fields of application, above all for liquid media in plant construction, measure, control and regulation technology, pharmacy, medical technology, chemical industry, food industry as well as for increased purity and hygiene regulations**

Materials

- Body, sleeve, valve body, valve, plug: Stainless Steel 1.4305
- Springs: Stainless Steel 1.4310
- Balls: Stainless Steel 1.4034
- Seals: FKM (NBR on request)

Max. Working Pressure	Temperature	DN	Thread	Flow Rate	Operation	Type of valve	Media	Area	
PN 35 bar	-15°C – +200°C*	10	ISO 228	4000 l/min	One-hand	Straight-through	Different	Europe	1

Couplings with male thread

Thread connection	L	SW	L1	D	Weight	Type No.
G 3/8 m	61.5	24	10	27	144	ESIGE 38 AO
G 1/2 m	63.5	24	12	27	148	ESIGE 12 AO
G 3/4 m	67.5	32	16	27	213	ESIGE 34 AO

Couplings with female thread


Thread connection	L	SW	L1	D	Weight	Type No.
G 3/8 f	56.5	24	11	27	146	ESIGE 38 IO
G 1/2 f	56.5	24	12	27	138	ESIGE 12 IO
G 3/4 f	67.5	32	16	27	213	ESIGE 34 IO

Couplings with hose stem

Hose connection	L	SW	D	L1	Weight	Type No.
Hose i.D. 9	76.5	24	27	25	145	ESIGE 9 TO
Hose i.D. 10	76.5	24	27	25	144	ESIGE 10 TO
Hose i.D. 13	76.5	24	27	25	147	ESIGE 13 TO
Hose i.D. 16	76.5	24	27	25	149	ESIGE 16 TO
Hose i.D. 19	76.5	24	27	25	151	ESIGE 19 TO

For hose clips type HSE (☺ page 357)

*subject to media and sealing material



Industrial Quick Connect Couplings

single shut-off Series ESGE

- Top-quality, extreme robust one-hand quick connect couplings made of stainless steel 1.4305 (on request in stainless steel 1.4404)
- Maximum flow rates with low pressure drop due to streamlined valve with high-volume media flow paired with shut-off functionality through one-hand operation
- For compressed air supply and liquid media in industry, handcrafts, at extraction points with extremely high flow rates for high-performance tools as well as in engineering and construction
- Adheres to the German Clean Air Act "TA-Luft" for industrial production plants

Materials

- Body, sleeve, valve body, valve, plug: Stainless Steel 1.4305
- Springs, retaining ring: Stainless Steel 1.4310
- Balls: Stainless Steel 1.4034
- Seals: FKM (EPDM or FFKM on request)

Max. Working Pressure	Temperature	DN	Thread	Flow Rate	Operation	Type of valve	Media	Area	
PN 35 bar	-20°C – +200°C*	19	ISO 228	8000 l/min	One-hand	Single shut-off	Different	Europe	1

Couplings with male thread

Thread connection	L	SW	D	L1	Weight	Type No.
G 3/4 m	95	41	46	16	575	ESGE 34 AAB
G 1 m	98	41	46	19	606	ESGE 10 AAB
G 1 1/4 m	98	46	46	19	695	ESGE 54 AAB

Couplings with female thread

Thread connection	L	SW	D	L1	Weight	Type No.
G 3/4 f	99	41	46	20	694	ESGE 34 IAB
G 1 f	99	41	46	21	641	ESGE 10 IAB
G 1 1/4 f	104	50	46	22	884	ESGE 54 IAB

Couplings with hose stem

Hose connection	L	D	L1	Weight	Type No.
Hose i.D. 19	128	46	36	613	ESGE 19 TAB
Hose i.D. 25	129	46	48	640	ESGE 25 TAB

For hose clips type HSE (© page 357)

Plugs with male thread

Thread connection	L	SW	L1	L2	Weight	Type No.
G 3/4 m	60	32	16	34	142	ESGE 34 NA
G 1 m	65	36	19	34	194	ESGE 10 NA
G 1 1/4 m	68	46	19	34	307	ESGE 54 NA

Plugs with female thread

Thread connection	L	SW	L1	L2	Weight	Type No.
G 3/4 f	58	32	20	34	151	ESGE 34 NI
G 1 f	68	41	24	34	297	ESGE 10 NI
G 1 1/4 f	70	50	26	34	413	ESGE 54 NI

Plugs with hose stem

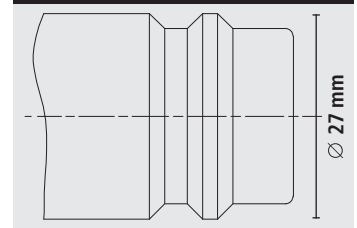
Hose connection	L	D	L1	L2	Weight	Type No.
Hose i.D. 19	75	30	36	34	161	ESGE 19 S
Hose i.D. 25	87	35	48	34	175	ESGE 25 S

For hose clips type HSE (© page 357)

*subject to media and sealing material

DN 19

Plug Profile (original size)

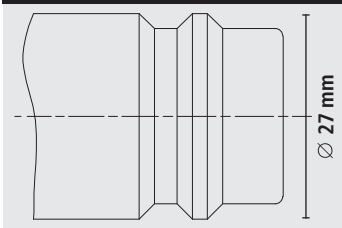


Industrial Quick Connect Couplings

Series ESGE double shut-off

DN 19

Plug Profile (original size)



- Top-quality, extreme robust one-hand quick connect couplings made of stainless steel 1.4305 (on request in stainless steel 1.4404)
- Double shut-off to avoid leaking media when disconnecting
- Please note: Valve construction designed for media flow from coupling to plug
- Maximum flow rates with low pressure drop due to streamlined valve with high-volume media flow paired with shut-off functionality through one-hand operation
- For compressed air supply and liquid media in industry, handcrafts, at extraction points with extremely high flow rates for high-performance tools as well as in engineering and construction
- Adheres to the German Clean Air Act "TA-Luft" for industrial production plants

Materials

- Body, sleeve, valve body, valve, plug: Stainless Steel 1.4305
- Springs, retaining ring: Stainless Steel 1.4310
- Balls: Stainless Steel 1.4034
- Seals: FKM (EPDM or FFKM on request)

Max. Working Pressure	Temperature	DN	Thread	Flow Rate	Operation	Type of valve	Media	Area	EN
PN 35 bar	-20°C – +200°C*	19	ISO 228	2600 l/min	One-hand	Double shut-off	Different	Europe	1

Couplings with male thread

Thread connection	L	SW	D	L1	Weight	Type No.
G 3/4 m	95	41	46	16	575	ESGE 34 AAB
G 1 m	98	41	46	19	606	ESGE 10 AAB
G 1 1/4 m	98	46	46	19	695	ESGE 54 AAB

Couplings with female thread

Thread connection	L	SW	D	L1	Weight	Type No.
G 3/4 f	99	41	46	20	694	ESGE 34 IAB
G 1 f	99	41	46	21	641	ESGE 10 IAB
G 1 1/4 f	104	50	46	22	884	ESGE 54 IAB

Couplings with hose stem

Hose connection	L	D	L1	Weight	Type No.
Hose i.D. 19	128	46	36	613	ESGE 19 TAB
Hose i.D. 25	129	46	48	640	ESGE 25 TAB

For hose clips type HSE (© page 357)

Plugs with male thread

Thread connection	L	SW	L1	L2	Weight	Type No.
G 3/4 m	92	41	16	34	372	ESGE 34 NAAB
G 1 m	95	41	19	34	403	ESGE 10 NAAB
G 1 1/4 m	95	46	19	34	492	ESGE 54 NAAB

Plugs with female thread


Thread connection	L	SW	L1	L2	Weight	Type No.
G 3/4 f	96	41	20	34	491	ESGE 34 NIAB
G 1 f	96	41	21	34	438	ESGE 10 NIAB
G 1 1/4 f	101	50	22	34	681	ESGE 54 NIAB

Plugs with hose stem

Hose connection	L	SW	L1	L2	Weight	Type No.
Hose i.D. 19	116	41	36	34	410	ESGE 19 SAB
Hose i.D. 25	126	41	48	34	437	ESGE 25 SAB

For hose clips type HSE (© page 357)

*subject to media and sealing material



MODY CleanConnect Spiral Hoses made of Polyurethane

Both Sides with Straight Ends for the Food Industry and Pharmacy

- High resistance to abrasion, pressure and wear as well as extreme and constant recoil of the spirals
- Perfect elasticity, flexibility, can be driven over, crush-resistant, free of taste and smell
- Resistant to microbes and hydrolysis, oil, gas and chemicals, good cold flexibility
- Polyurethane food-safe according to FDA 21 CFR 177.2600 and 178.2010, EU regulation 10/2011 and the newest regulation 2015/174
- Approved according to the EU regulation 1935/2004
- Production process according to GMP EC 2023/2006
- For pneumatic applications as well as for liquids, gases and abrasive solids
- For applications in the food industry (e.g. food conveying: dry, watery, acidic and fatty foods), pharmaceutical industry (FDA, EU regulation)

Materials

- Hose: Polyurethane (polyether-based polyurethane)
- Coupling, plug: Stainless steel 1.4305

Max. Work. Pressure	Temperature	Media	Colours	Short End	Long End	
PN 12 bar	-40°C – +90°C	Diverse	Transparent	100	500	1

MODY CleanConnect Spiral Hoses made of Polyurethane

i.D./-o.D.	Connection	Max. Work. Length		Block Length		Weight	
		Hose Length		Outer Spiral	Type No.		
8/12	without	3000	4700	240	75	345	PUL 8123
8/12	without	6000	7600	400	75	555	PUL 8126
8/12	without	8000	9700	540	75	710	PUL 8128
8/12	ESE-coupling + plug rigid	3000	4700	240	75	505	PUL 8123 ESE
8/12	ESE-coupling + plug rigid	6000	7600	400	75	715	PUL 8126 ESE
8/12	ESE-coupling + plug rigid	8000	9700	540	75	870	PUL 8128 ESE

MODY CleanConnect Polyurethane Hose, non-coiled (minimum quantity 10 m/type)

Hose i.D./o.D.	Weight g/m	Type No.
8/12	80	PUL 812

**Clean
Connect**
by **LUDECKE**

Food-Safe



Compressed Air Blow-off Valve

made of Stainless Steel

- Blow-off valve made of stainless steel for permanent use at heavy working conditions
- For cleaning of worktops or work pieces in applications with strict hygiene requirements

Materials

- Blow-off valve: Stainless steel 1.4305
- Handle: Stainless steel 1.4308

Max. Working Pressure	Temperature	Media	
PN 12 bar	-40°C – +90°C	Compressed Air	1

Compressed Air Blow-off Valve made of Stainless Steel

Connection	Version	Nozzle bore	L	D	Weight	Type No.
Plug ESE	with nozzle HE2	2	108	22	277	AHLE ESE



Temperature Regulation Quick Connect Couplings



The temperature regulation quick connect couplings made of stainless steel are perfectly adapted to temperature regulation applications with cold or hot water and tempered oil in clean room areas as well as for increased hygiene regulations.

In addition to the standard coupling systems, the patented TempSecure by **LUDECKE**® series is also available in stainless steel. It is used for particularly high temperatures and critical applications.

Advantages:

- High-quality materials (Stainless Steel 1.4305)
- Robust, safe, absolutely leakage-proof and durable
- Easy to couple
- For temperature regulation lines and various media (e.g. water, steam, oil)
- Different sizes, connection and valve types
- TempSecure by **LUDECKE**®: patented temperature regulation quick connect coupling system with automatic locking mechanism

**Temp
Tec**[®]
by **LUDECKE**

Connected in Seconds

The **LUDECKE** quick connect couplings are very easy to handle.



One-hand operation: To connect, simply push the plug into the coupling.

To disconnect, pull back the sleeve from the coupling (comes with automatic locking mechanism in shut-off couplings).

Flexible Components

The **LUDECKE** temperature regulation product range can be extended with various features and thus be ideally adapted to the respective requirements.



TempSecure by **LUDECKE**® Safety Quick Connect Coupling

The patented TempSecure by **LUDECKE**® temperature regulation quick connect coupling system features an automatic safety locking mechanism which prevents unintentional disconnection and unlocking.

As a result, this coupling is especially suited when using aggressive media as well as for temperature regulation applications with hot or cold water and tempered oil between -20°C and +200°C*. Superior FKM-O-rings make the coupling an ideal media carrier especially in high-temperature applications.

*subject to used media

Advantages:

- Maximum safety against unintended disconnection and unlocking
- Simple and intuitive coupling process with forced guidance
- Visual colour coding (DN 6, DN 9)
- Controlled, manual disconnection
- High-temperature seals for high-performance
- Versions with additional O-ring sealing at connection port to prevent leakage in high-temperature applications
- Available in various sizes, connections and valve types



Security Lock

In addition to the TempSecure by **LUDECKE**® series, we offer a simplified security lock.

- Disconnection only possible when safety pin engaged correctly into sleeve notch
- Prevention of fluid or pressure loss in the circulation during operation
- Prevention of human injury and harm to the environment, machine and tool
- Available for the series ESHME and ESHE

Just add "S" on Type No. (e.g. ESHME 9 TLS)
Surcharge 2.19 Euro gross/ piece



Colour Coding


A red or blue anodized aluminium ring for the sleeve can be ordered to easily identify and distinguish between flow and return lines of the tempered circuit (for series ESHME and ESHE).

The rings are also sold individually for self-assembly. For installation, simply slide the ring on the coupling sleeve.

For additional information see page 321

O-Rings for Temperature Regulation Couplings

FKM:



LUDECKE offers high-resistant seals made of FKM for temperature regulation applications.

Advantages:

- Heat resistant up to 200°C (oil: 200°C, water: 150°C, air: 200°C)
- Highly resistant against all common tempered media
- Significantly better gliding properties and minimum wear (low adhesive tendency)
- High elasticity (no crack formation) according to DIN 53504
- High abrasion resistance of the O-ring
- Significantly increased life times of couplings

High-Performance FKM

The temperature regulation couplings of the TempSecure by **LUDECKE**® series contain a high-performance FKM sealing ring which has been developed for the special requirements of high-temperature applications.

- Extreme heat resistance up to 220°C continuous temperature (oil: 220°C, water: 180°C, air: 220°C)
- High resistance against synthetic oils used as tempered media
- Very good chemical resistance and high resistance against aliphatic hydrocarbons (fuels)
- Steam/ hot water optimised

On request, the high-performance FKM sealing ring is also available for other temperature regulation couplings (For easy identification, the coupling sleeve is marked with a green anodized aluminium ring).

Surcharge: 3.75 Euro gross/ piece - When ordering, simply add "HV" to the standard article number (e.g. ESHME 9 TLABHV).



Other special seals (e.g. EPDM, FFKM) on request.

Overview of Temperature Regulation Quick Connect Couplings

Temp Secure
by LUDECKE

Temp Secure
by LUDECKE

Temp Secure
by LUDECKE

NEW!

Series

ESHME
DN 6

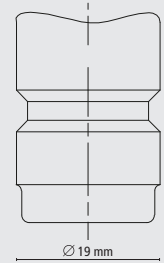
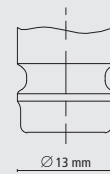
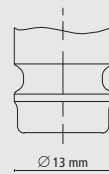
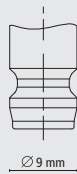
ESHMTE
DN 6

ESHE
DN 9

ESHTe
DN 9

ESHGTE
DN 13

Plug Profile
(original size)



Materials

Body:	Stainless Steel 1.4305	Stainless Steel 1.4305	Stainless Steel 1.4305	Stainless Steel 1.4305	Stainless Steel 1.4305
Sleeve:	Stainless Steel 1.4305	Stainless Steel 1.4305	Stainless Steel 1.4305	Stainless Steel 1.4305	Stainless Steel 1.4305
Valve body:	Stainless Steel 1.4305	Stainless Steel 1.4305	Stainless Steel 1.4305	Stainless Steel 1.4305	Stainless Steel 1.4305
Valve:	Stainless Steel 1.4305	Stainless Steel 1.4305	Stainless Steel 1.4305	Stainless Steel 1.4305	Stainless Steel 1.4305
Springs, Retaining ring:	Stainless Steel 1.4310	Stainless Steel 1.4310	Stainless Steel 1.4310	Stainless Steel 1.4310	Stainless Steel 1.4310
Balls:	Stainless Steel 1.4034	Stainless Steel 1.4034	Stainless Steel 1.4034	Stainless Steel 1.4034	Stainless Steel 1.4034
Seals:	FKM	High-Performance FKM	FKM	High-Performance FKM	High-Performance FKM
Special seals for other media on request:	EPDM, FFKM	EPDM, FFKM	EPDM, FFKM	EPDM, FFKM	EPDM, FFKM
Plug:	Stainless Steel 1.4305	Stainless Steel 1.4305	Stainless Steel 1.4305	Stainless Steel 1.4305	Stainless Steel 1.4305
Max. Working Pressure:	PN 15 bar	PN 15 bar	PN 15 bar	PN 15 bar	PN 15 bar
Temperature:	-20°C – +200°C*	-20°C – +220°C**	-20°C – +200°C*	-20°C – +220°C**	-20°C – +220°C**
Thread Types:	ISO 228/ DIN 13	ISO 228/ DIN 13	ISO 228/ DIN 13	ISO 228/ DIN 13	ISO 228/ DIN 13
Flow Rate:	Kv = 0.72	Kv = 0.72	Kv = 1.8	Kv = 1.8	Kv = 1.8
Single shut-off:					
Version:	straight / 45° / 90°	straight / 45° / 90°	straight / 45° / 90°	straight / 45° / 90°	straight
Type of Valve:	single shut-off/ double shut-off/ straight-through	single shut-off/ double shut-off/ straight-through	single shut-off/ double shut-off/ straight-through	single shut-off/ double shut-off/ straight-through	single shut-off/ double shut-off/ straight-through
Operation:	One-Hand	One-Hand	One-Hand	One-Hand	One-Hand
Page:	314	316	317	319	320

*subject to media (oil: 200°C, water: 150°C, air: 200°C)

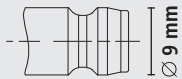
**subject to media (oil: 220°C, water: 180°C, air: 220°C)

Temperature Regulation Quick Connect Couplings

Series ESHME plug size 9 mm – Stainless Steel 1.4305

DN 6

Plug Profile (original size)



European Plug Profile



- One-hand quick connect couplings with reduced dimensions made of stainless steel 1.4305
- For temperature regulation applications with hot or cold water as well as tempered oil e.g. in clean-room applications
- Optional with straight-through, single or double shut-off valves
- All couplings available with security lock, just add „S“ on Type No. (Surcharge: 2.19 Euro gross)

Materials

- Body, sleeve, valve body, valve, plug: Stainless Steel 1.4305
- Springs, retaining ring: Stainless Steel 1.4310
- Balls: Stainless Steel 1.4034
- Seals: FKM

Max. Working Pressure	Temperature	DN	Thread	Operation	Type of valve	Media	
PN 15 bar	-20°C – +200°C*	6	ISO 228 / DIN 13	One-hand	single/double/straight-through	Tempered media	Coupl. 1 / Plug 5

Couplings with straight standard hose stem without/with valve

Hose connection	L	D	L1	DS	Passage	Weight	Type No. w/o. Valve	Type No. w. Valve
Hose i.D. 9	53	17	22.5	9	6	45	ESHME 9 TL	ESHME 9 TLAB

Couplings with 45° standard hose stem without/with valve

Hose connection	L	D	L1	DS	Passage	Weight	Type No. w/o. Valve	Type No. w. Valve
Hose i.D. 9	42.5	17	22.5	9	6	62	ESHME 9 TL-45	ESHME 9 TL-45AB

Couplings with 90° standard hose stem without/with valve

Hose connection	L	D	L1	DS	Passage	Weight	Type No. w/o. Valve	Type No. w. Valve
Hose i.D. 9	42.5	17	22.5	9	6	62	ESHME 9 TL-90	ESHME 9 TL-90AB

Couplings with straight male thread without/with valve (inner cone DIN 3863)

Thread connection	L	SW	D	L1	DS	Passage	Weight	Type No. w/o. Valve	Type No. w. Valve
G 1/4 a	48	17	17	9	9	6	60	ESHME 14 A	ESHME 14 AAB
M 14x1,5 a	48	17	17	9	9	6	60	ESHME 1415 A	ESHME 1415 AAB

Couplings with 45° male thread without/with valve (inner cone DIN 3863)

Thread connection	L	SW	D	L1	DS	Passage	Weight	Type No. w/o. Valve	Type No. w. Valve
G 1/4 m	47	16	17	9	9	6	65	ESHME 14 A-45	ESHME 14 A-45AB
M 14x1.5 m	47	16	17	9	9	6	65	ESHME 1415 A-45	ESHME1415A-45AB

Couplings with 90° male thread without/with valve (inner cone DIN 3863)

Thread connection	L	SW	D	L1	DS	Passage	Weight	Type No. w/o. Valve	Type No. w. Valve
G 1/4 m	47	16	17	9	9	6	75	ESHME 14 A-90	ESHME 14 A-90AB
M 14x1.5 m	47	16	17	9	9	6	75	ESHME 1415 A-90	ESHME1415A-90AB

Safe connection of individual coupling parts due to special glue and additional FKM O-ring sealing.

Other types/ sizes on request!

Suitable hose clips, double-ear hose clips or crimping ferrules for standard hoses (© page 398 - 401)

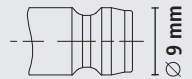
*subject to media (oil: 200°C, water: 150°C, air: 200°C)

Temperature Regulation Quick Connect Couplings

plug size 9 mm – Stainless Steel 1.4305 **Series ESHME**

DN 6

Plug Profile (original size)



Plugs with standard hose stem without valve

Hose connection	L	D	L1	L2	DS	Passage	Weight	Type No.
Hose i.D. 9	39.5	12	22.5	14	9	6	13	ESHME 9 SL



Plugs with straight male thread without valve (inner cone DIN 3863)

Thread connection	L	SW	L1	L2	DS	Passage	Weight	Type No.
G 1/8 m	24	11	7	14	9	6	10	ESHME 18 NA
G 1/4 m	26	15	9	14	9	6	14	ESHME 14 NA
G 3/8 m	27	17	9	14	9	6	18	ESHME 38 NA
M 8x0.75 m	24	11	7	14	9	4.5	9	ESHME 875 NA
M 10x1 m	24	11	7	14	9	6	8	ESHME 101 NA
M 14x1.5 m	26	15	9	14	9	6	14	ESHME 1415 NA
M 16x1.5 m	26	17	9	14	9	6	18	ESHME 1615 NA



Plugs with straight male thread with valve

Thread connection	L	SW	L1	L2	DS	Passage	Weight	Type No.
G 1/4 m	29	15	12	14	9	6	14	ESHME 14 NAAB
G 3/8 m	30	17	12	14	9	6	22	ESHME 38 NAAB
M 14x1.5 m	29	15	12	14	9	6	15	ESHME 1415 NAAB



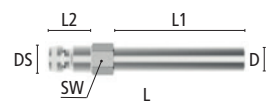
Plug System Adapters

Connection	L	D	L1	L2	DS	DS1	Passage	Weight	Type No.
DN 6 - DN 6	34	12	14	14	9	9	6	15	ESHME-ESHME
DN 6 - DN 9	34	14	14	14	9	13	6	19	ESHME-ESHE



Plug Tubes for countersunk mould threads

D	L	SW	L1	L2	DS	Passage	Weight	Type No.
8	63	9	42	14	9	6	14	ESHME 63 R
8	100	9	79	14	9	6	20	ESHME 100 R
10	120	11	99	14	9	6	49	ESHME 120 R
10	240	11	219	14	9	6	96	ESHME 240 R



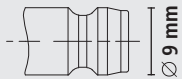
NEW

Temperature Regulation Quick Connect Couplings

Series ESHMTE plug size 9 mm – Stainless Steel 1.4305 with Automatic Locking Mechanism

DN 6

Plug Profile (original size)



European Plug Profile



- One-hand quick connect couplings with reduced dimensions made of stainless steel 1.4305 and patented automatic safety locking mechanism
- Forced guidance design with visual colour coding on the locking sleeve
- Combined pressure-torsion spring and sleeve made of stainless steel
- **For temperature regulation applications with hot or cold water as well as tempered oil e.g. in clean-room applications**
- Optional with straight-through, single or double shut-off valves
- Please connect with plug series ESHME DN 6 (page 315)
- Versions with additional O-ring sealing at connection port to prevent leakage in high-temperature applications

Materials

- Body, sleeve, valve body, valve, plug: Stainless Steel 1.4305
- Springs, retaining ring: Stainless Steel 1.4310
- Balls: Stainless Steel 1.4034
- Seals: High-Performance FKM

Max. Working Pressure	Temperature	DN	Thread	Operation	Type of valve	Media	
PN 15 bar	-20°C – +220°C*	6	ISO 228/ DIN 13	One-hand	single/double/straight-through	Tempered media	5

Couplings with straight standard hose stem without/with valve

Hose connection	L	D	L1	DS	Passage	Weight	Type No. w/o. Valve	Type No. w. Valve
Hose i.D. 9	61	18	22.5	9	6	54	ESHMTE 9 TL	ESHMTE 9 TLAB

Couplings with 45° standard hose stem without/with valve

Hose connection	L	D	L1	DS	Passage	Weight	Type No. w/o. Valve	Type No. w. Valve
Hose i.D. 9	54	18	22.5	9	6	79	ESHMTE 9 TL45	ESHMTE 9 TL45AB

Couplings with 90° standard hose stem without/with valve

Hose connection	L	D	L1	DS	Passage	Weight	Type No. w/o. Valve	Type No. w. Valve
Hose i.D. 9	56	18	22.5	9	6	88	ESHMTE 9 TL90	ESHMTE 9 TL90AB

Couplings with straight male long thread without/with valve (inner cone DIN 3863)

Thread connection	L	SW	D	L1	DS	Passage	Weight	Type No. w/o. Valve	Type No. w. Valve
G 1/4 m	56.5	17	18	11	9	6	67	ESHMTE14AL	ESHMTE14ALAB
M 14x1.5 m	56.5	17	18	11	9	6	68	ESHMTE1415AL	ESHMTE1415ALAB

Couplings with 45° male long thread without/with valve (inner cone DIN 3863)

Thread connection	L	SW	D	L1	DS	Passage	Weight	Type No. w/o. Valve	Type No. w. Valve
G 1/4 m	52	17	18	11	9	6	83	ESHMTE14AL45	ESHMTE14AL45AB
M 14x1.5 m	52	17	18	11	9	6	84	ESHMTE1415AL45	ESHMTE1415AL45AB

Couplings with 90° male long thread without/with valve (inner cone DIN 3863)

Thread connection	L	SW	D	L1	DS	Passage	Weight	Type No. w/o. Valve	Type No. w. Valve
G 1/4 m	56	17	18	11	9	6	92	ESHMTE14AL90	ESHMTE14AL90AB
M 14x1.5 m	56	17	18	11	9	6	93	ESHMTE1415AL90	ESHMTE1415AL90AB

Other types/ sizes on request

*subject to media (oil: 220°C, water: 180°C, air: 220°C)

Temperature Regulation Quick Connect Couplings

plug size 13 mm – Stainless Steel 1.4305 **Series ESHE**

- One-hand quick connect couplings made of stainless steel 1.4305
- For temperature regulation applications with hot or cold water as well as tempered oil e.g. in clean-room applications
- Optional with straight-through, single or double shut-off valves
- All couplings available with security lock, just add „S” on Type No. (Surcharge: 2.19 Euro gross)

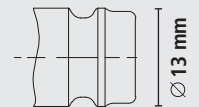
Materials

- Body, sleeve, valve body, valve, plug: Stainless Steel 1.4305
- Springs, retaining ring: Stainless Steel 1.4310
- Balls: Stainless Steel 1.4034
- Seals: FKM

Max. Working Pressure	Temperature	DN	Thread	Operation	Type of valve	Media	
PN 15 bar	-20°C – +200°C*	9	ISO 228 / DIN 13	One-hand	single/double/straight-through	Tempered media	Coupl. 1 / Plug 5

DN 9

Plug Profile (original size)



European Plug Profile

Couplings with straight standard hose stem without/with valve

Hose connection	L	D	L1	DS	Passage	Weight	Type No. w/o. Valve	Type No. w. Valve
Hose i.D. 13	61.5	22	25	13	9	81	ESHE 13 TL	ESHE 13 TLAB



Couplings with 45° standard hose stem without/with valve

Hose connection	L	D	L1	DS	Passage	Weight	Type No. w/o. Valve	Type No. w. Valve
Hose i.D. 13	51	22	30	13	9	109	ESHE 13 TL-45	ESHE 13 TL-45AB



Couplings with 90° standard hose stem without/with valve

Hose connection	L	D	L1	DS	Passage	Weight	Type No. w/o. Valve	Type No. w. Valve
Hose i.D. 13	51	22	30	13	9	111	ESHE 13 TL-90	ESHE 13 TL-90AB



Couplings with straight male thread without/with valve (inner cone DIN 3863)

Thread connection	L	SW	D	L1	DS	Passage	Weight	Type No. w/o. Valve	Type No. w. Valve
G 3/8 m	52	22	22	9	13	9	94	ESHE 38 A	ESHE 38 AAB
M 16x1.5 m	52	22	22	9	13	9	93	ESHE 1615 A	ESHE 1615 AAB



Couplings with 45° male thread without/with valve (inner cone DIN 3863)

Thread connection	L	SW	D	L1	DS	Passage	Weight	Type No. w/o. Valve	Type No. w. Valve
G 3/8 m	54	19	22	9	13	9	114	ESHE 38 A-45	ESHE 38 A-45AB
M 16x1.5 m	54	19	22	9	13	9	114	ESHE 1615 A-45	ESHE 1615 A-45AB



Couplings with 90° male thread without/with valve (inner cone DIN 3863)

Thread connection	L	SW	D	L1	DS	Passage	Weight	Type No. w/o. Valve	Type No. w. Valve
G 3/8 m	54	19	22	9	13	9	126	ESHE 38 A-90	ESHE 38 A-90AB
M 16x1.5 m	54	19	22	9	13	9	126	ESHE 1615 A-90	ESHE 1615 A-90AB



Couplings with straight female thread without/ with valve

Thread connection	L	SW	D	L1	DS	Passage	Weight	Type No. w/o. Valve	Type No. w. Valve
G 1/4 f	44.5	17	22	9	13	9	102	ESHE 14 I	ESHE 14 IAB
G 3/8 f	46	22	22	9	13	9	104	ESHE 38 I	ESHE 38 IAB



Safe connection of individual coupling parts due to special glue and additional FKM o-ring sealing.

Other types/ sizes on request

Suitable hose clips, double-ear hose clips or crimping ferrules for standard hoses (© page 398 - 401)

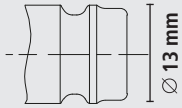
*subject to media (oil: 200°C, water: 150°C, air: 200°C)

Temperature Regulation Quick Connect Couplings

Series ESHE plug size 13 mm – Stainless Steel 1.4305

DN 9

Plug Profile (original size)



Plugs with standard hose stem without valve

Hose connection	L	D	L1	L2	DS	Passage	Weight	Type No.
Hose i.D. 13	39,5	16	25	14	13	9	25	ESHE 13 SL



Plugs with straight male thread without valve (inner cone DIN 3863)

Thread connection	L	SW	L1	L2	DS	Passage	Weight	Type No.
G 1/4 m	26	15	9	14	13	9	17	ESHE 14 NA
G 3/8 m	26	17	9	14	13	9	22	ESHE 38 NA
G 1/2 m	31	22	12	14	13	9	22	ESHE 12 NA
M 14x1.5 m	26	15	9	14	13	9	16	ESHE 1415 NA
M 16 x 1.5 m	26	17	9	14	13	9	20	ESHE 1615 NA




Plugs with straight male thread with valve

Thread connection	L	SW	L1	L2	DS	Passage	Weight	Type No.
G 1/4 m	30	15	11	14	13	9	21	ESHE 14 NAAB
G 3/8 m	29	17	12	14	13	9	23,5	ESHE 38 NAAB
M 16x1.5 m	29	17	12	14	13	9	23	ESHE 1615 NAAB



Plug System Adapters

Connection	L	D	L1	L2	DS	DS1	Passage	Weight	Type No.
DN 6 – DN 9	34	14	14	14	9	13	6	19	ESHME-ESHE
DN 9 – DN 9	34	14	14	14	13	13	9	25	ESHE-ESHE



Plug Tubes for countersunk mould threads

D	L	SW	L1	L2	DS	Passage	Weight	Type No.
14	150	15	127	14	13	9	109	ESHE 150 R

Temperature Regulation Quick Connect Couplings

plug size 13 mm – Stainless Steel 1.4305 with Automatic Locking Mechanism **Series ESHT**

- One-hand quick connect couplings made of stainless steel 1.4305 with patented automatic safety locking mechanism
- Forced guidance design with visual colour coding on the locking sleeve
- Combined pressure-torsion spring and sleeve made of stainless steel
- **For temperature regulation applications with hot or cold water as well as tempered oil e.g. in clean-room applications**
- Optional with straight-through, single or double shut-off valves
- Please connect with plug series ESHE DN 9 (page 318)
- Versions with additional O-ring sealing at connection port to prevent leakage in high-temperature applications

Materials

- Body, sleeve, valve body, valve, plug: Stainless Steel 1.4305
- Springs, retaining ring: Stainless Steel 1.4310
- Balls: Stainless Steel 1.4034
- Seals: High-Performance FKM

Max. Working Pressure	Temperature	DN	Thread	Operation	Type of valve	Media	
PN 15 bar	-20°C – +220°C*	9	ISO 228/ DIN 13	One-hand	single/double/straight-through	Tempered media	5

Couplings with straight standard hose stem without/with valve

Hose connection	L	D	L1	DS	Passage	Weight	Type No. w/o. Valve	Type No. w. Valve
Hose i.D. 13	63	23.5	25	13	9	77	ESHT 13 TL	ESHT 13 TLAB

Couplings with 45° standard hose stem without/with valve

Hose connection	L	SW	D	L1	DS	Passage	Weight	Type No. w/o. Valve	Type No. w. Valve
Hose i.D. 13	55.5	22	23.5	25	13	9	134	ESHT 13 TL45	ESHT 13 TL45AB

Couplings with 90° standard hose stem without/with valve

Hose connection	L	SW	D	L1	DS	Passage	Weight	Type No. w/o. Valve	Type No. w. Valve
Hose i.D. 13	55.5	22	23.5	25	13	9	134	ESHT 13 TL90	ESHT 13 TL90AB

Couplings with straight male long thread without/with valve (inner cone DIN 3863)

Thread connection	L	SW	D	L1	DS	Passage	Weight	Type No. w/o. Valve	Type No. w. Valve
G 3/8 m	56	22	23.5	12.5	13	9	95	ESHT38AL	ESHT38ALAB
M 16x1.5 m	56	22	23.5	12.5	13	9	94	ESHT1615AL	ESHT1615ALAB

Couplings with 45° male long thread without/with valve (inner cone DIN 3863)

Thread connection	L	SW	D	L1	DS	Passage	Weight	Type No. w/o. Valve	Type No. w. Valve
G 3/8 m	55.5	22	23.5	12.5	13	9	131	ESHT38AL45	ESHT38AL45AB
M 16x1.5 m	55.5	22	23.5	12.5	13	9	129	ESHT1615AL45	ESHT1615AL45AB

Couplings with 90° male long thread without/with valve (inner cone DIN 3863)

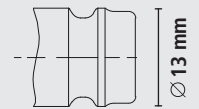
Thread connection	L	SW	D	L1	DS	Passage	Weight	Type No. w/o. Valve	Type No. w. Valve
G 3/8 m	55.5	22	23.5	12.5	13	9	131	ESHT38AL90	ESHT38AL90AB
M 16x1.5 m	55.5	22	23.5	12.5	13	9	129	ESHT1615AL90	ESHT1615AL90AB

Other types/ sizes on request

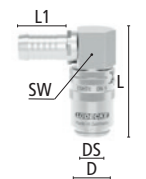
*subject to media (oil: 220°C, water: 180°C, air: 220°C)

DN 9

Plug Profile (original size)



European Plug Profile



Temp[®] Secure
by **LUDECKE**



NEW!

Temperature Regulation Quick Connect Couplings

Series ESHGTE plug size 19 mm – Stainless Steel 1.4305 with Automatic Locking Mechanism

DN 13

- One-hand quick connect couplings made of stainless steel 1.4305 with patented automatic safety locking mechanism
- Forced guidance design with visual coding on the locking sleeve
- Combined pressure-torsion spring and sleeve made of stainless steel
- **For temperature regulation applications with hot or cold water as well as tempered oil e.g. in clean-room applications**
- Optional with straight-through, single or double shut-off valves
- Versions with additional O-ring sealing at connection port to prevent leakage in high-temperature applications

Materials

- Body, sleeve, valve body, valve, plug: Stainless Steel 1.4305
- Springs, retaining ring: Stainless Steel 1.4310
- Balls: Stainless Steel 1.4034
- Seals: High-Performance FKM

Max. Working Pressure	Temperature	DN	Thread	Operation	Type of valve	Media	
PN 15 bar	-20°C – +220°C*	13	ISO 228/ DIN 13	One-hand	single/double/ straight-through	Tempered media	5

Couplings with straight standard hose stem without/with valve

Hose connection	L	D	L1	DS	Passage	Weight	Type No. w/o. Valve	Type No. w. Valve
Hose i.D. 13	82	34	25	19	9.5	221	ESHGTE 13 TL	ESHGTE 13 TLAB
Hose i.D. 19	90	34	34	19	14	239	ESHGTE 19 TL	ESHGTE 19 TLAB

Couplings with straight male long thread without/with valve (inner cone DIN 3863)

Thread connection	L	SW	D	L1	DS	Passage	Weight	Type No. w/o. Valve	Type No. w. Valve
G 1/2 m	76	30	34	15	19	13	255	ESHGTE 12 A	ESHGTE 12 AAB
G 3/4 m	77	30	34	16	19	13	279	ESHGTE 34 A	ESHGTE 34 AAB
M 24x1.5 m	77	30	34	16	19	13	269	ESHGTE 2415 A	ESHGTE 2415 AAB

Couplings with straight female thread without/with valve

Thread connection	L	SW	D	L1	DS	Passage	Weight	Type No. w/o. Valve	Type No. w. Valve
G 1/2 f	69.5	27	34	12	19	13	238	ESHGTE 12 I	ESHGTE 12 IAB
G 3/4 f	69.5	32	34	12	19	13	244	ESHGTE 34 I	ESHGTE 34 IAB
M 24x1.5 f	69.5	32	34	12	19	13	240	ESHGTE 2415 I	ESHGTE 2415 IAB

Plugs with standard hose stem without valve

Hose connection	L	L1	L2	DS	Passage	Weight	Type No.
Hose i.D. 13	54	25	27	19	9	52	ESHGE 13 SL
Hose i.D. 19	63	34	27	19	13	81	ESHGE 19 SL

Plugs with straight male thread without valve (inner cone DIN 3863)

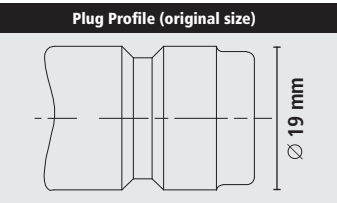
Thread connection	L	SW	L1	L2	DS	Passage	Weight	Type No.
G 1/2 m	47	22	12	27	19	13	64	ESHGE 12 NA
G 3/4 m	51	27	16	27	19	13	107	ESHGE 34 NA
M 24x1.5 m	51	27	16	27	19	13	97	ESHGE 2415 NA

Plugs with straight female thread without valve

Thread connection	L	SW	L1	L2	DS	Weight	Type No.
G 1/2 f	42	27	10	27	19	72	ESHGE 12 NI
G 3/4 f	42.5	32	10	27	19	86	ESHGE 34 NI

Other sizes on request

*subject to media (oil: 220°C, water: 180°C, air: 220°C)



European Plug Profile



Manifolds for Temperature Regulation Lines

made of Stainless Steel 1.4401

- For a clean layout of inflow and outflow to the temperature regulation tool, can be mounted at the machine
- Increases the working and production safety with its clean layout of temperature regulation lines, saves energy and hose lines because of the central inflow of the temperature regulation media to the machine
- A central inflow and outflow to the temperature regulation tool, as many outlets as necessary to the mould tool thanks to of the modular construction and different lengths
- Profile can be extended or combined as often as desired due to the bar connector system
- Stainless steel manifolds mainly for applications with aggressive media
- Lateral inlet thread G 3/4 f, top outlet thread G 1/4 f for coupling Series DN 6 and DN 9
- Other types/ versions on request

Materials

- Manifold: Stainless Steel 1.4401
- Plain End Plug: Brass MS 58

Max. Working Pressure	Temperature	Thread	Media	
PN 15 bar	-20°C – +200°C	ISO 228	Tempered media	1

Manifold made of Stainless Steel 1.4401

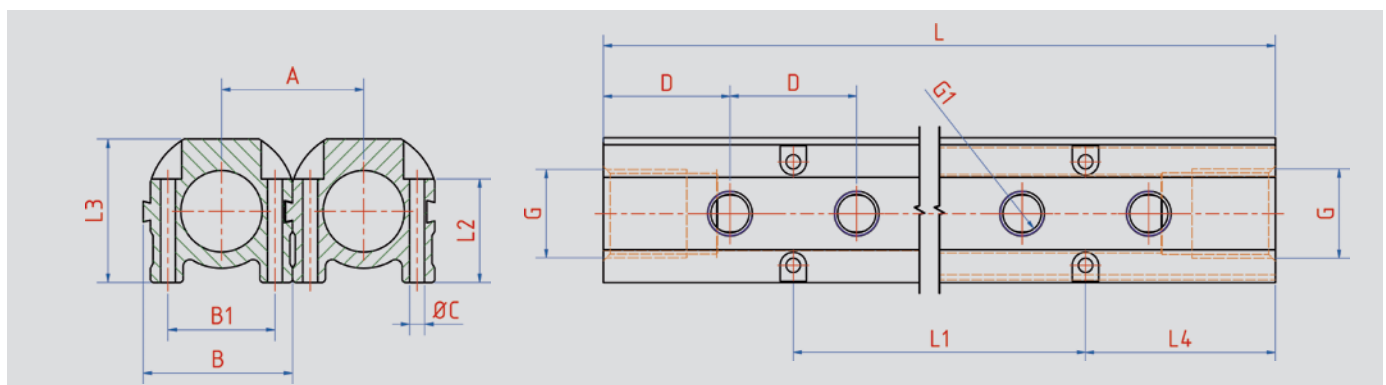
G*	G1**	L	B	L1	L2	L3	L4	ØC	A	D	B1	Weight	Type No.
2 x G 3/4 f	4 x G 1/4 f	190	43.5	75.6	30	41.5	57.2	4.5	41.3	38	31	1490	VBE 34144-190

Plain End Plug for Manifolds

Thread connection	Inner Hexagon		Weight	Type No.
G 3/4 m	SW 12	5	80	VBS-34

*Thread connection on the side

**Thread connection on the top



Colour Coding


- Easy identification and distinction of inflow and outflow lines of the tempered circuit with red or blue anodised colour coding (for the series ESHME and ESHE)
- The specified series can be ordered with aluminium ring on the sleeve.
Minimum order quantity: 20 pieces/ type. When ordering, simply add "R" or "B" to a standard article number, e.g. ESHE 13 TLR or ESHME 9 TLABB (Surcharge: 2.19 Euro gross/ piece)
- The rings are also available for self-assembly. To install, simply slide the ring on the coupling sleeve

Materials

- Colour coding: Aluminium anodised

Marking rings for temperature regulation couplings

for coupling type	D	Colour		Weight	Type No.
ESHME (DN 6)	17	red	50	1	ESHM-CR-R
ESHME (DN 6)	17	blue	50	1	ESHM-CR-B
ESHE (DN 9)	22	red	50	2	ESH-CR-R
ESHE (DN 9)	22	blue	50	2	ESH-CR-B



For other coupling series available on request.

Quick Connect Couplings and Screwings for Cleaning Applications



For the food processing industry, hygiene is top priority. This is why worktops, machines and premises need to be thoroughly cleaned on a regular basis.

The used devices must meet high requirements due to rough operating conditions, cleaning agents and strict hygiene guidelines.

LUDECKE offers a high-quality system tailored to these special demands. It consists of different fittings (screwings/ quick connect couplings) which will be especially adjusted to the hoses used for cleaning applications.

Screwing

- For precleaning
- When using cleaning agents and high water pressure

Quick connect coupling

- For rinsing with water
- With patented TempSecure by **LUDECKE**® safety locking mechanism

Convincing Performance

Easy & Efficient

- Ergonomic design for optimum ease of use
- Easy handling
- High flow rate due to maximum passage

Safe

- Extremely robust, secure and reliable
- Absolutely leakage-proof and durable (ensures high lifetime)
- Permanent and leakage-free hose assembly
- No risk of injury due to unsuitable assembly methods
- Tried and tested protection against accidental disconnection

Hygienic

- Entirely made of stainless steel
- High resistance against corrosion
- Hygienic smooth surfaces to prevent dirt from collecting
- O-rings which are especially approved for the food industry

Screwing




The **LUDECKE** CleanConnect screwing most often is used for applications with cleaning agents and high water pressure. This product provides an innovative and robust connection for a safe hose assembly.

Advantages

- High-quality hose screwing made of stainless steel 1.4305
- Permanent assembly by hose crimping or re-usable hose squeeze nut
- Full and straight-through passage
- For applications with aggressive cleaning agents (e.g. for preliminary cleaning)
- For a working pressure of 35 bar as well as operating temperatures up to 95°C (subject to media)

Quality in Every Component

For hose screwings, we recommend a suitable hose which meets the high standards of the food industry. To find a perfect solution (depending on the requirement) we recommend getting in touch with our competent sales and technical team.



Quick Connect Coupling



The **LUDECKE** CleanConnect quick connect coupling is used in applications that require high flexibility (e.g. rinsing with water).

The product highlight is the automatic safety locking mechanism according to the patented TempSecure by **LUDECKE**® concept. It offers simple and effective protection against unintentional disconnection under pressure and thus can be chosen when working with high temperatures. The ergonomic design provides an easy operation even when wet or when wearing gloves.

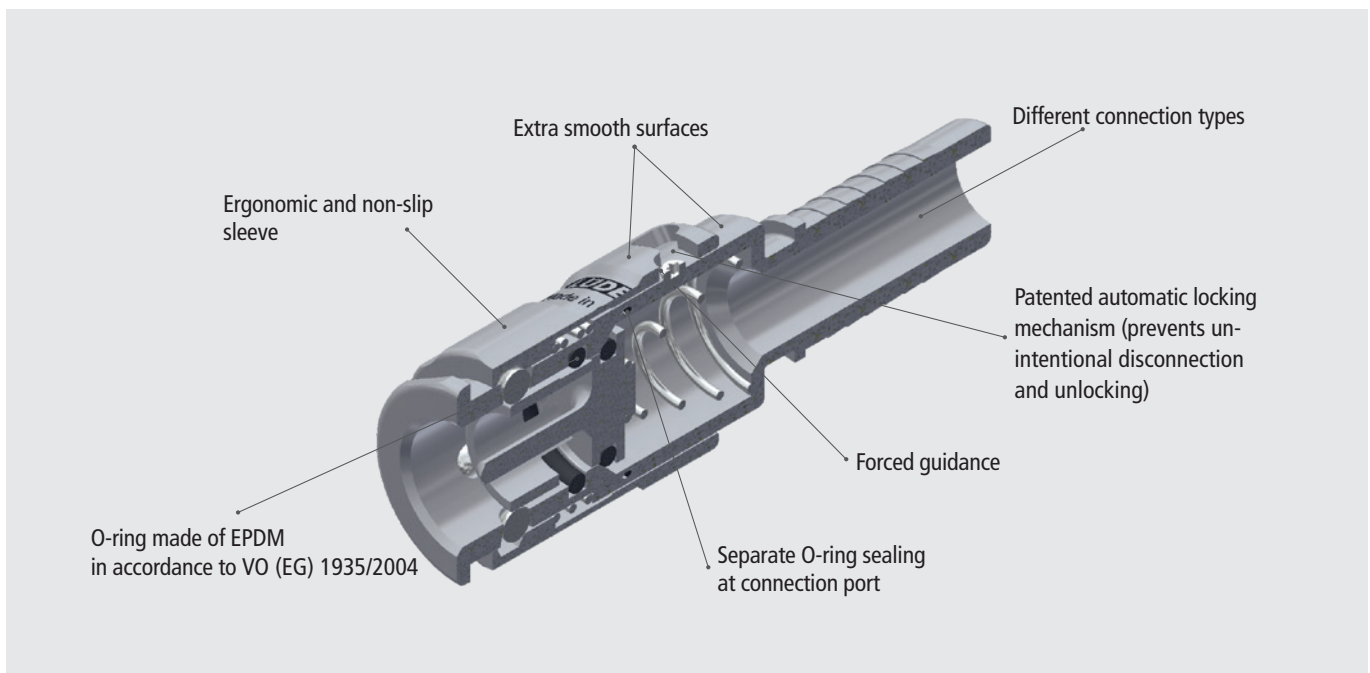
Advantages

- High-quality quick connect coupling made of stainless steel 1.4305
- Different connection and valve types
- TempSecure by **LUDECKE**®: patented temperature regulation quick connect coupling system with automatic locking mechanism
- O-rings which are especially approved for the food industry (VO (EG) 1935/2004)
- For a working pressure of 35 bar as well as operating temperatures up to 95°C (subject to media)

TempSecure
by **LUDECKE**

First-Class Materials

For quick connect couplings, we recommend a suitable hose which meets the high standards of the food industry. We are pleased to find a perfect solution in cooperation with you.



Simple - Hygienic - Fast



To connect the system, simply push the plug into the safety coupling. The sleeve automatically slides forward in a twisting motion and engages into the final safety lock position. The coupling is now firmly connected to the plug and secured against unintentional opening.



To release the plug from the safety coupling, the sleeve has to be pulled back manually and with force. The plug can only be removed from the safety coupling by deliberately pulling/twisting.

Overview of Quick Connect Couplings / Screwings for Cleaning Applications

Hose Barbs for Hose Crimping

Thread Stems with Male Thread and Hose Squeeze Nut

Quick Connect Couplings



Materials	Hose Barbs for Hose Crimping	Thread Stems with Male Thread and Hose Squeeze Nut	Quick Connect Couplings
Body:	Stainless Steel 1.4305	Stainless Steel 1.4305	Stainless Steel 1.4305
Hexagon nut:	Stainless Steel 1.4305	-	-
Crimping ferrule:	Stainless Steel 1.4305	-	-
Sleeve:	-	-	Stainless Steel 1.4305
Valve body:	-	-	Stainless Steel 1.4305
Valve:	-	-	Stainless Steel 1.4305
Springs, Retaining ring:	-	-	Stainless Steel 1.4310
Balls:	-	-	Stainless Steel 1.4024
Seals:	-	-	EPDM
Special seals for other media on request:	-	-	FKM
Plug:	-	-	Stainless Steel 1.4305
Max. Working Pressure*:	PN 35 bar	PN 35 bar	PN 35 bar
Temperature:	up to +95°C	up to +95°C	up to +95°C
Thread types:	ISO 228	ISO 228	ISO 228
Type of valve:	-	-	straight-through
Operation:	-	-	One-hand
Page:	326	326	327

*Subject to temperature and assembly method

contains o-rings, according to VO (EG) 1935/2004, DVGW W 270 and DVGW W 534

Screwings for Cleaning Applications

made of Stainless Steel 1.4305



- High-quality hose screwing made of stainless steel 1.4305
- Hose screwing for hose crimping consisting of: hose barb with 60° cone and hexagon nut or hose barb with male thread and 60° cone and crimping ferrule
- High pressure and temperature range
- Absolutely leakage-proof and durable
- Hygienic smooth surfaces as well as smooth and straight-through passage to prevent dirt from collecting
- For cleaning applications in the food industry (e.g. for applications with aggressive cleaning agents), etc.

Materials

- Hose barb, hexagon nut, crimping ferrule, thread stem, double nipple: Stainless Steel 1.4305

Max. Working Pressure	Temperature	Thread	Media	
PN 35 bar**	up to +95°C	ISO 228	Water with cleaning agents / steam	5

Hose barbs with 60° sealing cone and hexagon nut for hose crimping

Thread connection	Hose connection	L	SW	L1	L2	Passage	Weight	Type No.
G 1/2 f	Hose i.D. 13	42	27	12	34	9.5	67	STE 1213 PH-...*
G 3/4 f	Hose i.D. 19	69.5	32	16	34	14.5	142	STE 3419 PH-...*

Hose connection with crimping ferrule type PHE

Hose barbs with male thread and 60° cone for hose crimping

Thread connection	Hose connection	L	SW	L1	L2	Passage	Weight	Type No.
G 1/2 m	Hose i.D. 13	63.5	22	14	34	9.5	57	TAE 1213 PH-...*
G 3/4 m	Hose i.D. 19	66.5	27	16	34	14.5	117	TAE 3419 PH-...*

Hose connection with crimping ferrule type PHE

Crimping ferrules (hydraulic crimping)

Version	L	D	D1	Weight	Type No.
Hose i.D. 15	37	30	23	61	PHE-13-...*
Hose i.D. 19	37	36	29	75	PHE-19-...*

Thread stems with male thread and 60° cone and hose squeeze nut


Thread connection	Hose connection	L	SW	L1	L2	SW1	Passage	Weight	Type No.
G 1/2 m	Hose i.D. 13	71	22	25	14	27	10	168	TAE 1213 TQ-...*
G 3/4 m	Hose i.D. 19	73.5	27	25	16	32	13	245	TAE 3419 TQ-...*

Double Nipples with male threads on both sides

Thread connection	L	SW	L1	L2	Passage	Weight	Type No.
G 1/2 m - G 1/2 m	36	22	14	14	13	56	D 12 E
G 3/4 m - G 3/4 m	40	27	16	16	13	114	D 34 E
G 3/4 m - G 1/2 m	38	27	16	12	13	92	D 3412 E

*the final article number can be determined upon selection of hose to be used and consulting our sales team

**subject to temperature, assembly and hose



Quick Connect Couplings for Cleaning Applications

made of Stainless Steel 1.4305 with Automatic Locking Mechanism **Series ESHGTE**

- One-hand quick connect couplings made of stainless steel 1.4305 with patented automatic safety locking mechanism
- Forced guidance design with visual coding on the locking sleeve
- Hygienic smooth surfaces to prevent dirt from collecting
- O-rings, according to the food sector (VO (EG) 1935/2004) and to the drinking water sector (according to elastomer guide line, DVGW W 270, DVGW W 534)
- **For cleaning applications in the food industry, etc.**
- **Optional with straight-through, single or double shut-off valves**
- Versions with additional O-ring sealing at connection port to prevent leakage in high-temperature applications

Materials

- Body, sleeve, valve body, valve, plug: Stainless Steel 1.4305
- Springs, retaining ring: Stainless Steel 1.4310
- Balls: Stainless Steel 1.4024
- Seals: EPDM (others on request)

Max. Working Pressure	Temperature	DN	Thread	Type of valve	Operation	Media	
PN 35 bar**	up to +95°C	13	ISO 228	straight-through	One-hand	Water with cleaning agents / steam	5

Couplings with hose squeeze nut

Hose connection	L	SW	D	L1	SW1	Passage	Weight	Type No.
Hose i.D. 13	104.5	27	34	29	27	10	328	ESHGTE 13 TQ-...*
Hose i.D. 19	104.5	27	34	29	32	13	389	ESHGTE 19 TQ-...*

Couplings for hose crimping

Hose connection	L	D	L1	Passage	Weight	Type No.
Hose i.D. 13	98	34	41.5	9.5	224	ESHGTE 13 TPH-...*
Hose i.D. 19	93	34	41.5	13	257	ESHGTE 19 TPH-...*

Hose connection with crimping ferrule type PHE (☉ page 326)

Couplings with female thread

Thread connection	L	SW	D	L1	Weight	Type No.
G 1/2 f	69.5	27	34	12	238	ESHGTE 12 I-HE
G 3/4 f	69.5	32	34	12	244	ESHGTE 34 I-HE

Plugs with female thread

Thread connection	L	SW	L1	L2	DS	Weight	Type No.
G 1/2 f	42	27	10	27	19	72	ESHGE 12 NI
G 3/4 f	42.5	32	10	27	19	86	ESHGE 34 NI

Plugs with male thread and 60° cone

Thread connection	L	SW	L1	L2	DS	Weight	Type No.
G 1/2 m	49	22	14	27	19	66	ESHGE 12 NA
G 3/4 m	51	27	16	27	19	101	ESHGE 34 NA

Plugs with hose squeeze nut

Hose connection	L	SW	L1	L2	DS	SW1	Weight	Type No.
Hose i.D. 13	84	22	25	27	19	27	173	ESHGE 13 SQ-...*
Hose i.D. 19	84.5	27	25	27	19	32	232	ESHGE 19 SQ-...*

Plugs for hose crimping


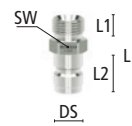
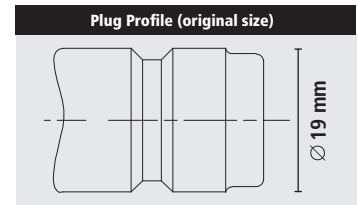
Hose connection	L	D	L1	DS	Passage	Weight	Type No.
Hose i.D. 13	70.5	22	34	19	9.5	53	ESHGTE 13 SPH-...*
Hose i.D. 19	70.5	22	34	19	13	92	ESHGTE 19 SPH-...*

Hose connection with crimping ferrule type PHE (☉ page 326)

*the final article number can be determined upon selection of hose to be used and consulting our sales team

**subject to temperature, assembly and hose

DN 13



Claw Couplings



LUDECKE claw couplings are made of stainless steel 1.4401 and 1.4305 that is resistant to rust and acid. They are manufactured according to lost wax technique, which guarantees a special surface finish.

The products are ideally suited for connecting lines to carry chemicals (depending on mixture/ concentration) in tank and container construction, chemical and petrochemical industry as well as in food and drinking water applications.

Advantages:

- First-class stainless steel
- Robust, reliable, absolutely leakage-proof and durable
- Easy handling
- Increased safety with MODY-safety-screwing-couplings
- Identical coupling head: connection versions and sealing systems can be connected with each other
- Maximum bore for maximum flow rate
- Sealing ring made of FKM (resistant to acid)


Broad Range

The **LUDECKE** claw couplings for the processing industry are available in various sizes and connection types as well as special safety version (MODY).




Connected in Seconds

Push the two couplings together at 180° degrees opposite to each other until the seal faces touch. Afterwards, rotate one coupling half as far as it will go into the opposite direction of the other - the couplings lock into place.



To disconnect, push the coupling and the counterpart together in axial direction. Afterwards, turn one coupling half as far as possible in the opposite direction as you would do when connecting and remove it from the counterpart.



To ensure a perfect connection, the locking nut at the MODY-safety-screwing coupling is tightened manually.
 In general, we recommend to always use a classic claw coupling (DIN 3489) with a MODY-safety-screwing coupling (DIN 3238).
 This connection is absolutely safe, easy to connect and 100 % leakage-proof.

Overview of Claw Couplings made of Stainless Steel

	Claw Couplings	MODY-Safety-Screwing Couplings
Norm:	DIN 3489	DIN 3238



Materials	Claw Couplings	MODY-Safety-Screwing Couplings
Claw:	Stainless Steel 1.4401	Stainless Steel 1.4401
Body:	Stainless Steel 1.4401	Stainless Steel 1.4404
Locking nut:	-	Stainless Steel 1.4305
Seals:	FKM	FKM
Special seals for other media on request:	TFEP, EPDM	TFEP, EPDM
Max. Working Pressure:	PN 16 bar	PN 16 bar
Temperature:	-30°C – + 200°C	-30°C – + 200°C
Thread Types:	ISO 228	ISO 228
Type of valve:	straight-through	straight-through
Operation:	Two-Hands	Two-Hands
Claw Distance:	42 mm	42 mm
Page:	330	331

Claw Couplings

Standard Version DIN 3489 made of Stainless Steel 1.4401

- High-quality claw couplings made of stainless steel 1.4401 (resistant to rust and acid) with safety notches
- With sealing ring made of FKM (acid-resistant), other materials (☉ below)
- Couplings made with lost wax technique, special surface finish
- Maximum bore for maximum flow rate
- Turned gasket seat, therefore 100 % leakage-proof
- Turned stem profile for perfect hose fit, 100 % function check and sight control
- For aggressive fluids (depending on mixture/ concentration) in tank and container construction, chemical or petrochemical industry, etc.
- For food and drinking water applications use rubber ring type GPOR (according to the food industry)

Materials

- Claw, connector: Stainless Steel 1.4401
- Chain: Stainless Steel 1.4301
- Thread ferrule: Brass MS 58 chromium-plated
- Seals: FKM


Max. Working Pressure	Temperature	Thread	Norm	Claw distance	Media	☉
PN 16 bar	-30°C – +200°C	ISO 228	DIN 3489	42 mm	Chemical media	1



Claw Couplings with hose barb (DIN 3489)

Hose connection	L	B	L1	Passage	Weight	Type No.
Hose i.D. 10	65	63	40	6.5	125	EKT 10 V
Hose i.D. 13	65	63	40	9	129	EKT 13 V
Hose i.D. 19	65	63	40	15	142	EKT 19 V
Hose i.D. 25	65	63	40	20	165	EKT 25 V

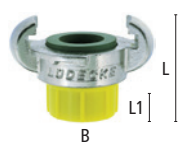
Swivelling execution on request.



Claw Couplings with female thread (DIN 3489)*

Thread connection	L	B	L1	Passage	Weight	Type No.
G 3/8 f	41.5	63	14	15	173	EKI 38 V
G 1/2 f	41.5	63	15	15	163	EKI 12 V
G 3/4 f	41.5	63	16	20	158	EKI 34 V
G 1 f	41.5	63	18	20	160	EKI 10 V

*On request also available with NPT thread (surcharge 2.75 Euro gross/ piece)



Claw Couplings (DIN 3489) with male thread and thread protective cap*

Thread connection	L	B	L1	Passage	Weight	Type No.
G 3/8 m	39	63	12	10	148	EKA 38 V
G 1/2 m	39	63	14	14	151	EKA 12 V
G 3/4 m	41.5	63	15	19	155	EKA 34 V
G 1 m	41.5	63	15	20	180	EKA 10 V

*On request also available with NPT thread (surcharge 2.75 Euro gross/ piece)




Claw Couplings with Thread Ferrule (according to DIN EN 14 424)

Hose connection	L	SW	B	Passage	Weight	Type No.
Hose 13x3	57	24	63	11	170	EKTQ 133 V
Hose 13x5	57	27	63	11	175	EKTQ 135 V
Hose 15x5	57	32	63	13	190	EKTQ 155 V
Hose 19x5	57	32	63	16	195	EKTQ 195 V
Hose 19x6	57	36	63	16	200	EKTQ 196 V
Hose 25x5	62	41	63	22	250	EKTQ 255 V
Hose 25x7	62	46	63	22	260	EKTQ 257 V



Claw Couplings with blank ends (DIN 3489)

Version	L	B	☉	Weight	Type No.
without chain	42	63		144	EKO V
with chain	42	63		136	EKM V
chain (spare part)	200		10	7	EKMV-K



Original Rubber Ring

Resistance	L	D	D1	Material	Temp.°C	Colour	Shore A	☉	Weight	Type No.
Chem. media	10,5	34	20	FKM	-40 /+200	green	50°	10	9	GVOR
Steam	10	33	20	TFEP	-15 /+200	red	65°	10	6	GDOR
Foods	10.5	34	20	EPDM	-40 /+130	nature	70°	10	9	GPOR

Claw Couplings

MODY-Safety-Screwing Couplings DIN 3238 made of Stainless Steel 1.4401

- High-quality claw couplings made of stainless steel 1.4401 (resistant to rust and acid) with safety notches
- Easy to couple, secured against accidental opening through tightening the locking nut
- With sealing ring made of FKM (acid-resistant), other materials (☉ below)
- Couplings made with lost wax technique, special surface finish
- Maximum bore for maximum flow rate
- Turned gasket seat, therefore 100 % leakage-proof
- Turned stem profile for perfect hose fit, 100 % function check and sight control
- For aggressive fluids (depending on mixture/ concentration) in tank and container construction, chemical or petrochemical industry, etc.
- For food and drinking water applications use rubber ring type SPOR-N (according to the food industry)

Materials

- Claw: Stainless Steel 1.4401
- Locking nut: Stainless Steel 1.4305
- Seals: FKM, TFEP
- Connector: Stainless Steel 1.4404
- Crimping ferrule: Brass MS 58 plain

Max. Working Pressure	Temperature	Thread	Norm	Claw distance	Media	☉
PN 16 bar	-30°C – +200°C	ISO 228	DIN 3238	42 mm	Chemical media	1

MODY-Safety-Screwing Couplings with hose barb (DIN 3238)

Hose connection	L	SW	B	L1	Passage	Weight	Type No.
Hose i.D. 13	105	36	63	41	9	337	EKS 13 V
Hose i.D. 19	105	36	63	41	15	350	EKS 19 V
Hose i.D. 25	105	36	63	41	18	380	EKS 25 V

Other sizes on request.

Hose assembly with hose clamps type SLE (☉ page 356)

MODY-Safety-Screwing Couplings (DIN 3238) with brass MS 58 safety clamps for steam applications (DIN EN 14 423)

Hose connection	L	B	Passage	Mat. Seal	Weight	Type No.
Hose 13x6	120	63	10	TFEP (SDOR-N)	840	EKS 13 KSM
Hose 19x7	120	63	15	TFEP (SDOR-N)	940	EKS 19 KSM

For Hose 25 x 7.5 (1") on request

MODY-Safety-Screwing Couplings with male thread (DIN 3238)

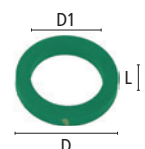



Thread connection	L	SW	B	L1	SW1	Passage	Weight	Type No.
G 1/2 m	77	36	63	12	24	13	320	EKSA 12 V
G 3/4 m	80	36	63	15	24	18	335	EKSA 34 V
G 1 m	82	36	63	15	24	18	370	EKSA 10 V

MODY-Safety-Screwing Couplings with female thread (DIN 3238)

Thread connection	L	SW	B	L1	SW1	Passage	Weight	Type No.
G 1/2 f	80	36	63	15	24	18	345	EKSI 12 V
G 3/4 f	95	36	63	15	32	18	430	EKSI 34 V
G 1 f	100	36	63	20	41	18	530	EKSI 10 V

Original Rubber Ring for MODY-Safety Claw Couplings

Resistance	L	D	D1	Material	Temp.°C	Colour	Shore A	Version	☉	Weight	Type No.
Chem. media	4	30	21	FKM	-30 / +200	green	70°	DIN 3238	10	2	SVOR-N
Chem. media	7	32.5	21	FKM	-30 / +200	green	60°	ALT	10	5	SVOR
Steam	4	30	21	TFEP	-15 / +200	red	65°	DIN 3238	10	1,7	SDOR-N
Foods	4	30	21	EPDM	-40 / +130	nature	75°	DIN 3238	10	2	SPOR-N



Chemical and Industrial Fittings



For applications with aggressive and challenging conditions in the chemical and industrial sector (e.g. chemical and petrochemical industry, construction industry, machine and plant manufacturing, shipbuilding, agriculture, steel industry as well as medical technology) **LUDECKE** offers extremely resistant and robust fittings.

Of course, all products meet the respective standards in order to guarantee the highest level of safety and reliability in this critical area.

Advantages:

- High-quality couplings and fittings made of stainless steel 1.4401/ 1.4305, steel or brass
- Sturdy, reliable, absolutely leakage-proof and durable
- Easy handling
- Maximum bore for maximum flow rate
- Different sizes and connection types

Broad Range

The **LUDECKE** chemical and industrial fittings provide Kamlok quick couplings and plugs, steam screwings, thread stems as well as the tried and tested SoftFlow material conveying quick connect couplings.



Kamlok Quick Couplings and Plugs



Kamlok quick couplings are extremely robust couplings to connect large volume hoses to each other or plants. In this asymmetrical coupling system, a male and female part is locked by two handles.

This popular coupling system originates from the USA and is based on the US standard MIL-C 27487. For Europe DIN EN 14420-7 (former DIN 2828) is obligatory.

The main difference is the hose assembly. Couplings according to the MIL standard use clamps whereas couplings according to DIN EN 14420-7 use forged safety clamps.

Steam Screwings



When working with saturated steam or hot water, **LUDECKE** offers solid and sturdy steam screwings made of steel, stainless steel or brass. The steam screwings are available as female and male thread screwings for safety clamps.

Thread Stems



The **LUDECKE** female and male thread stems enable direct connection or can be used as adaptors for Kamlok quick couplings, tank truck couplings, etc.

They are available in brass as well as in stainless steel and need to be assembled with aluminium clamps.

SoftFlow Material Conveying Quick Connect Couplings



The **LUDECKE** SoftFlow material conveying quick connect couplings are a high-quality quick coupling system for pressure and vacuum conveying of bulk material or liquids (e.g. for vacuum-conveying granulate). Due to their quick coupling principle with ball shut-off and light weight, the couplings are especially easy to handle. The coupling body is made of stainless steel for less abrasion.



Overview of Chemical and Industrial Fittings

	Kamlok Quick Couplings	Steam Screwings	Thread Stems	SoftFlow Material Conveying Quick Connect Couplings
Series/Nominal diameter:	DIN EN 14 420-7	DIN EN 14 423	DIN EN 14 420-5	DN 41



Materials				
Body:	-	Steel zinc pl. yellow pass., Brass MS 58 plain, Stainless Steel 1.4305	-	Stainless Steel 1.4305
Sleeve:	-	-	-	Aluminium (hard coated)
Coupling body:	Stainless Steel 1.4401 electropolished	-	Stainless Steel 1.4408 electropolished / MS 58 plain	-
Valve body:	-	-	-	Stainless Steel 1.4305
Clamp:	-	Brass MS 58 plain	-	-
Springs, Retaining ring:	-	-	-	Stainless Steel 1.4310
Balls:	-	-	-	Stainless Steel 1.4304
Screwing:	-	Dacro 500 A coated	-	Stainless Steel 1.4301
Seals:	NBR	Frenzelit Novapress Multi II	-	NBR
Special seals for other media on request:	Hypalon, EPDM, FKM	-	-	-
Handle:	Stainless Steel 1.4401 electropolished	-	-	-
Plug:	Stainless Steel 1.4401 electropolished	-	-	Stainless Steel 1.4305
Max. Working Pressure:	PN 16 bar	PN 18 bar	PN 25 bar	PN 10 bar
Temperature:	-40°C – + 95°C	up to +210°C (satur. steam)/ up to +120°C (hot water)	-40°C – + 95°C	-15°C – + 95°C
Thread types:	-	ISO 228/ DIN EN 10226	ISO 228	-
Page:	335	340	344	346

Kamlok Quick Couplings and Plugs

DIN EN 14 420-7 made of Stainless Steel 1.4401 electropolished

- High-quality, robust couplings according to DIN EN 14 420-7 (former DIN 2828) made of stainless steel 1.4401 for safety clamps
- Interchangeable with common worldwide used types
- Surface electropolished, couplings always come with handle securing and safety clips
- Hose stem machined
- Seals made of NBR, Hypalon, EPDM and FKM, as well as handles and spare parts
- **Universal coupling for aggressive media (depending on mixture/ concentration) in chemical and petrochemical industry, steel and food industry, medical technology, shipbuilding or agriculture**

Materials


- Female part, male part, handle: Stainless Steel 1.4401 electropolished
- Seals: NBR

Max. Working Pressure	Temperature	Norm	Media	
PN 16 bar	-40°C – +95°C	DIN EN 14 420-7	Different	1

Couplings with hose stem for safety clamps (DIN EN 14 420-7 Form CC)


Hose connection	L	B	Type-Size	ID	L1	Passage	DN	Version	Weight	Type No.
Hose 19x6	77	60	75	32.4	35	14.5	20	KSA 30-33	254	75-CG-SS-BU
Hose 25x6	83	66	100	37.3	35	21	25	KSA 36-39	335	100-CG-SS-BU
Hose 32x6	89	77	125	46	35	27.5	32	KSA 43-46	570	125-CG-SS-BU
Hose 38x6.5	91	82	150	54	34.5	33	40	KSA 50-53	653	150-CG-SS-BU
Hose 50x8	103	95	200	63.8	41	45.5	50	KSA 63-67	894	200-CG-SS-BU
Hose 63x8	120	107	250	76.5	53	58.5	65	KSA 78-82	1273	250-CG-SS-BU
Hose 75x8	127	132	300	92.2	57	70	80	KSA 89-93	1645	300-CG-SS-BU

Aluminium clamps (© page 344)



Plugs with hose stem for safety clamps (DIN EN 14 420-7 Form EC)

Hose connection	L	Type-Size	ID	L1	Passage	DN	Version	Weight	Type No.
Hose 19x6	70	75	32.1	35	15	20	KSA 30-33	120	75-EG-SS
Hose 25x6	78	100	36.7	35	20.5	25	KSA 36-39	190	100-EG-SS
Hose 32x6	84	125	45.5	35	27.5	32	KSA 43-46	323	125-EG-SS
Hose 38x6.5	85	150	53.4	34.5	33	40	KSA 50-53	400	150-EG-SS
Hose 50x8	100	200	63	41	45	50	KSA 63-67	586	200-EG-SS
Hose 63x8	113	250	75.8	53	56.5	65	KSA 78-82	882	250-EG-SS
Hose 75x8	120	300	91.5	57	70	80	KSA 89-93	1122	300-EG-SS



Current information about standards:

- DIN 2828 is replaced by DIN EN 14 420-7
- New form markings:
 - female part with stem: Form CC
 - female part with female thread: Form DF
 - female part with male thread: Form BF
 - female part with blind cap: Form DC
 - male part with stem: Form EC
 - male part with female thread: Form AF
 - male part with male thread: Form FF
 - male part with sealing plug: Form DP
- The form markings on female and male part are adapted accordingly
- Type approval tests and quality control: all types are checked using test jack connectors and defined test criteria
- Manufacturer should be certified according to DIN EN ISO 9001:2000
- New maximum operating pressure of 16 bar or application limit of used pipes or hose lines



Kamlok Quick Couplings

DIN EN 14 420-7, MIL-C-27487 made of Stainless Steel 1.4401

- High-quality, robust couplings according to US-Mil.-Standard (MIL-C-27487) or DIN EN 14 420-7 (former DIN 2828) made of stainless steel 1.4401
- Interchangeable with common worldwide used types
- Female threads with thread sealing ring made of PTFE
- Seals made of NBR, Hypalon, EPDM and FKM, as well as handles and spare parts
- Couplings always come with handle securing and safety clips (steel zinc-plated)
- **Universal coupling for aggressive media (depending on mixture/ concentration) in chemical and petrochemical industry, steel and food industry, medical technology, shipbuilding or agriculture**
- **Current information about standards for DIN EN 14 420-7 (page 335)**


Materials

- Female part, male part, handle: Stainless Steel 1.4401
- Seals: NBR

Max. Working Pressure	Temperature	Thread	Norm	Media	
PN 16 bar	-40°C – +95°C	ISO 228 / DIN EN 10226	MIL-C-27487/ DIN EN 14 420-7	Different	1


Couplings with hose stem (MIL-C-27487)

Hose connect.	L	B	Type-Size	ID	Passage	DN	System	Weight	Type No.
Hose i.D. 13	86	40	50	24.5	8	15	one handle w/o safety clip	150	50-C-SS-BU
Hose i.D. 19	82	63	75	32.4	14	20	two handles w safety clip	238	75-C-SS-BU
Hose i.D. 25	97	72	100	37.3	20	25	two handles w safety clip	358	100-C-SS-BU
Hose i.D. 32	108	83	125	46	25.5	32	two handles w safety clip	600	125-C-SS-BU
Hose i.D. 38	112	90	150	54	32	40	two handles w safety clip	723	150-C-SS-BU
Hose i.D. 50	130	102	200	63.8	44	50	two handles w safety clip	846	200-C-SS-BU
Hose i.D. 63	136	119	250	76.5	56.5	65	two handles w safety clip	1214	250-C-SS-BU
Hose i.D. 75	162	135	300	92.2	75	80	two handles w safety clip	1834	300-C-SS-BU
Hose i.D. 100	163	174	400	120.3	95	100	two handles w safety clip	3045	400-C-SS-BU




Couplings with female thread and thread sealing ring (DIN EN 14 420-7 Form DF)

Thread connect.	L	B	Type-Size	ID	Passage	DN	System	Weight	Type No.
G 1/2 f	45	40	50	24.5	15	15	one handle w/o safety clip	147	50-D-SS-BU
G 3/4 f	51	63	75	32.4	17.5	20	two handles w safety clip	265	75-D-SS-BU
G 1 f	62	72	100	37.3	23	25	two handles w safety clip	398	100-D-SS-BU
G 1 1/4 f	70	83	125	46	31	32	two handles w safety clip	773	125-D-SS-BU
G 1 1/2 f	71	90	150	54	37	40	two handles w safety clip	817	150-D-SS-BU
G 2 f	78	102	200	63.8	47	50	two handles w safety clip	880	200-D-SS-BU
G 2 1/2 f	77	119	250	76.5	62	65	two handles w safety clip	1221	250-D-SS-BU
G 3 f	91	135	300	92.2	75	80	two handles w safety clip	1802	300-D-SS-BU
G 4 f	85	174	400	120.3	103	100	two handles w safety clip	2354	400-D-SS-BU




Couplings with male thread (DIN EN 14 420-7 Form BF)

Thread connect.	L	B	Type-Size	ID	Passage	DN	System	Weight	Type No.
R 1/2 m	47	40	50	24.5	14	15	one handle w/o safety clip	130	50-B-SS-BU
R 3/4 m	54	63	75	32.4	19	20	two handles w safety clip	233	75-B-SS-BU
R 1 m	64	72	100	37.3	25	25	two handles w safety clip	343	100-B-SS-BU
R 1 1/4 m	70	83	125	46	32	32	two handles w safety clip	592	125-B-SS-BU
R 1 1/2 m	71	90	150	54	38	40	two handles w safety clip	694	150-B-SS-BU
R 2 m	77	102	200	63.8	51	50	two handles w safety clip	708	200-B-SS-BU
R 2 1/2 m	85	119	250	76.5	63	65	two handles w safety clip	1007	250-B-SS-BU
R 3 m	95	135	300	92.2	75	80	two handles w safety clip	1438	300-B-SS-BU
R 4 m	90	174	400	120.3	102	100	two handles w safety clip	1988	400-B-SS-BU



Dust cap (DIN EN 14 420-7 Form DC)

L	B	Type-Size	ID	DN	System	Weight	Type No.
42	40	50	24.5	15	one handle w/o safety clip	123	50-DC-SS-BU
42	63	75	32.4	20	two handles w safety clip	183	75-DC-SS-BU
49	72	100	37.3	25	two handles w safety clip	274	100-DC-SS-BU
57	83	125	46	32	two handles w safety clip	493	125-DC-SS-BU
59	90	150	54	40	two handles w safety clip	559	150-DC-SS-BU
63	102	200	63.8	50	two handles w safety clip	756	200-DC-SS-BU
67	119	250	76.5	65	two handles w safety clip	897	250-DC-SS-BU
70	135	300	92.2	80	two handles w safety clip	1296	300-DC-SS-BU
70	174	400	120.3	100	two handles w safety clip	1898	400-DC-SS-BU



Kamlok Quick Plugs

made of Stainless Steel 1.4401

Plugs with hose stem (MIL-C-27487)

Hose connect.	L	Type-Size	ID	Passage	DN	Weight	Type No.
Hose i.D. 13	87	50	24.3	8	15	120	50-E-SS
Hose i.D. 19	88	75	32.1	14	20	171	75-E-SS
Hose i.D. 25	103	100	36.7	20	25	284	100-E-SS
Hose i.D. 32	110	125	45.5	25	32	442	125-E-SS
Hose i.D. 38	116	150	53.4	32	40	563	150-E-SS
Hose i.D. 50	146	200	63	43	50	812	200-E-SS
Hose i.D. 63	148	250	75.8	56	65	1186	250-E-SS
Hose i.D. 75	167	300	91.5	67	80	1815	300-E-SS
Hose i.D. 100	175	400	119.5	93	100	2945	400-E-SS



Plugs with female thread and thread sealing ring (DIN EN 14 420-7 Form AF)

Thread connect.	L	Type-Size	ID	Passage	DN	Weight	Type No.
G 1/2 f	41	50	24.3	14	15	76	50-A-SS
G 3/4 f	42	75	32.1	22	20	171	75-A-SS
G 1 f	52	100	36.7	24	25	222	100-A-SS
G 1 1/4 f	58	125	45.5	29	32	386	125-A-SS
G 1 1/2 f	62	150	53.4	38	40	493	150-A-SS
G 2 f	71	200	63	51	50	644	200-A-SS
G 2 1/2 f	75	250	75.8	58	65	945	250-A-SS
G 3 f	79	300	91.5	74	80	1320	300-A-SS
G 4 f	81	400	119.5	97	100	2118	400-A-SS



Plugs with male thread (DIN EN 14 420-7 Form FF)

Thread connect.	L	Type-Size	ID	Passage	DN	Weight	Type No.
R 1/2 m	49	50	24.3	14	15	103	50-F-SS
R 3/4 m	64	75	32.1	22	20	185	75-F-SS
R 1 m	72	100	36.7	24	25	258	100-F-SS
R 1 1/4 m	81	125	45.5	29	32	477	125-F-SS
R 1 1/2 m	82	150	53.4	38	40	565	150-F-SS
R 2 m	90	200	63	51	50	650	200-F-SS
R 2 1/2 m	105	250	75.8	58	65	1317	250-F-SS
R 3 m	104	300	91.5	74	80	1766	300-F-SS
R 4 m	114	400	119.5	97	100	2804	400-F-SS



Dust Plugs (DIN EN 14 420-7 Form DP)

L	Type-Size	ID	DN	Weight	Type No.
36	50	24.3	15	73	50-DP-SS
39	75	32.1	20	93	75-DP-SS
46	100	36.7	25	139	100-DP-SS
55	125	45.5	32	260	125-DP-SS
57	150	53.4	40	335	150-DP-SS
60	200	63	50	441	200-DP-SS
66	250	75.8	65	657	250-DP-SS
66	300	91.5	80	804	300-DP-SS
68	400	119.5	100	1525	400-DP-SS



Spare Parts for Kamlok Quick Couplings

DIN EN 14 420-7, US MIL-Norm C-27487

- Replacement seals, thread sealing rings, handles and chain

Materials


- Sealing rings, thread sealing rings: see below
- Handle: Stainless Steel 1.4401
- Chain: Stainless Steel 1.4301

Max. Working Pressure	Temperature	Norm	Media
PN 16 bar	-40°C – + 95°C	MIL-C-27487/ DIN EN 14 420-7	Different

Sealing Rings for Kamlok-Couplings


Material: NBR

Colour: black

L	D	Type-Size	D1	DN		Weight	Type No.
4	27	50	17.5	15	10	2	EDR-50-BU
5.5	35	75	22	20	10	4	EDR-75-BU
6.5	39	100	27	25	10	6	EDR-100-BU
6.5	49	125	34.5	32	10	8	EDR-125-BU
6.5	55	150	41	40	10	9	EDR-150-BU
6.5	66	200	51	50	10	12	EDR-200-BU
6.5	79	250	60	65	10	13	EDR-250-BU
6.5	95	300	76	80	10	15	EDR-300-BU
6.5	124	400	101	100	10	23	EDR-400-BU

Thread Sealing Rings for female thread parts according to DIN EN 14 420-5 or 14 420-7


Material: PTFE

L	D	Type-Size	D1		Weight	Type No.
2	21	50	15	10	1	GDR-50-PTFE
2	26	75	18	10	1	GDR-75-PTFE
2	33	100	23	10	2	GDR-100-PTFE
2	42	125	32	10	2	GDR-125-PTFE
2	48	150	38	10	3	GDR-150-PTFE
2	60	200	49	10	3	GDR-200-PTFE
2	76	250	63	10	4	GDR-250-PTFE
2	88	300	77	10	5	GDR-300-PTFE
2	114	400	100	10	6	GDR-400-PTFE


Sealing Rings made of PTFE for female thread fittings made of stainless steel

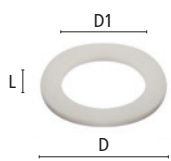
Sealing Rings made of PUR for female thread fittings made of brass

Handle with safety ring and slotted pin for stainless steel Kamlok-Couplings

Type-Size		Weight	Type No.
50-75	10	19	KAH 1
100	10	29	KAH 2
125, 150, 200, 250	10	68	KAH 3
300, 400	10	110	KAH 4

Chain made of stainless steel for Dust Caps and Plugs

L		Weight	Type No.
200	10	7	EKMV-K



Spare Parts for Kamlok Quick Couplings

DIN EN 14 420-7, US MIL-Norm C-27487

Hypalon		EPDM		FKM		Teflon-packed (U-form) with EPDM ₇ -core
Colour:	blue	Colour:	beige	Colour:	green	
Type No.	Type No.	Type No.	Type No.	Type No.	Type No.	
EDR-50-HYP*	EDR-50-EPDM ¹	EDR-50-FPM*	-	-	-	
EDR-75-HYP	EDR-75-EPDM ¹	EDR-75-FPM	EDR-75-EPPT			10
EDR-100-HYP	EDR-100-EPDM ¹	EDR-100-FPM	EDR-100-EPPT			10
EDR-125-HYP	EDR-125-EPDM ¹	EDR-125-FPM	EDR-125-EPPT			10
EDR-150-HYP	EDR-150-EPDM ¹	EDR-150-FPM	EDR-150-EPPT			10
EDR-200-HYP	EDR-200-EPDM ¹	EDR-200-FPM	EDR-200-EPPT			10
EDR-250-HYP*	EDR-250-EPDM*	EDR-250-FPM*	EDR-250-EPPT			10
EDR-300-HYP	EDR-300-EPDM	EDR-300-FPM	EDR-300-EPPT			10
EDR-400-HYP*	EDR-400-EPDM*	EDR-400-FPM*	EDR-400-EPPT			10

*black with colour coding

¹ food resistant according to FDA 177.2600 cfr 21

PUR	
Type No.	
GDR-50-PUR	
GDR-75-PUR	
GDR-100-PUR	
GDR-125-PUR	
GDR-150-PUR	
GDR-200-PUR	
GDR-250-PUR	
-	
-	

Steam Screwings


Thread Screwings (DIN EN 14 423)

- Solid, extreme robust female and male thread screwings made of steel, stainless steel 1.4305 or brass incl. safety clamps made of brass, according to DIN EN 14 423 (former DIN 2826)
- Female thread screwings consisting of two parts, swivelling
- Connecting nut flat sealing with female thread sealing ring Frenzelit Novapress Multi II
- Screws for safety clamps DIN 912 - 12.9 (Dacro 500 A coated)
- Pressure-Temperature Table Saturated Steam (☺ page 413)
- **To be used for saturated steam up to +210°C, or hot water up to +120°C and up to 18 bar working pressure**

Materials


- Connector: Steel zinc-plated and yellow passivated (free of chrome VI)/ Brass MS 58 plain/ Stainless Steel 1.4305
- Safety clamps: Brass MS 58 plain
- Seals: Frenzelit Novapress Multi II
- Screw: Dacro 500 A coated

Max. Working Pressure	Temperature	Thread	Norm	Media	
PN 18 bar	sat.steam +210°C/ hot water +120°C	ISO 228/DIN EN 10226	DIN EN 14 423	sat. steam / hot water	1




Male thread screwings made of steel (zinc-plated and yellow passivated, free of chrome VI) with safty clamp made of brass*

Hose connect.	Thread connect.	L	SW	B	L1	DN	Passage	Weight	Type No.
Hose 13x6	R 1/2 m	95	22	53	16	15	9	447	DAK 12-13 ST
Hose 19x7	R 3/4 m	95	27	68	17	20	14	700	DAK 34-19 ST
Hose 25x7.5	R 1 m	100	36	77	21	25	20	933	DAK 10-25 ST
Hose 38x8	R 1 1/2 m	125	50	101	22	40	33	1940	DAK 15-38 ST
Hose 50x9	R 2 m	140	60	111	26	50	44	2631	DAK 20-50 ST



Male thread screwings made of brass MS 58 with safety clamp made of brass*

Hose connect.	Thread connect.	L	SW	B	L1	DN	Passage	Weight	Type No.
Hose 13x6	R 1/2 m	95	22	53	16	15	9	447	DAK 12-13 MS
Hose 19x7	R 3/4 m	95	27	68	17	20	14	700	DAK 34-19 MS
Hose 25x7.5	R 1 m	100	36	77	21	25	20	940	DAK 10-25 MS
Hose 38x8	R 1 1/2 m	125	50	101	22	40	33	1940	DAK 15-38 MS
Hose 50x9	R 2 m	140	60	111	26	50	44	2631	DAK 20-50 MS



Male thread screwings made of stainless steel 1.4305 with safety clamps made of brass*

Hose connect.	Thread connect.	L	SW	B	L1	DN	Passage	Weight	Type No.
Hose 13x6	R 1/2 m	95	22	53	11	15	9	460	DAK 12-13 SS
Hose 19x7	R 3/4 m	95	27	68	15	20	14	530	DAK 34-19 SS
Hose 25x7.5	R 1 m	100	36	77	16	25	20	670	DAK 10-25 SS

*without sealing ring


Steam Screwings

Thread Screwings (DIN EN 14 423)

Female thread screwings made of steel (zinc-plated and yellow passivated, free of chrome VI) with safety clamp made of brass

Hose connect.	Thread connect.	L	SW	B	L1	DN	Passage	Weight	Type No.
Hose 13x6	G 1/2 f	88	27	53	11	15	9	480	DIK 12-13 ST
Hose 19x7	G 3/4 f	92	32	68	15	20	14	680	DIK 34-19 ST
Hose 25x7.5	G 1 f	93	41	77	16	25	20	1022	DIK 10-25 ST
Hose 38x8	G 1 1/2 f	120	55	101	18	40	33	1930	DIK 15-38 ST
Hose 50x9	G 2 f	131	70	111	19	50	44	2613	DIK 20-50 ST


Attention: Replace female thread sealing ring when screwing is reused!



Female thread screwings made of brass MS 58 with safety clamp made of brass


Hose connect.	Thread connect.	L	SW	B	L1	DN	Passage	Weight	Type No.
Hose 13x6	G 1/2 f	88	27	53	11	15	9	480	DIK 12-13 MS
Hose 19x7	G 3/4 f	92	32	68	15	20	14	680	DIK 34-19 MS
Hose 25x7.5	G 1 f	93	41	77	16	25	20	1022	DIK 10-25 MS
Hose 38x8	G 1 1/2 f	120	55	101	18	40	33	1930	DIK 15-38 MS
Hose 50x9	G 2 f	131	70	111	19	50	44	2613	DIK 20-50 MS

Attention: Replace female thread sealing ring when screwing is reused!



Female thread screwings made of stainless steel 1.4305 with safety clamp made of brass

Hose connect.	Thread connect.	L	SW	B	L1	DN	Passage	Weight	Type No.
Hose 13x6	G 1/2 f	88	27	53	11	15	9	530	DIK 12-13 SS
Hose 19x7	G 3/4 f	92	32	68	15	20	14	700	DIK 34-19 SS
Hose 25x7.5	G 1 f	93	41	77	16	25	20	950	DIK 10-25 SS



Steam Screwings

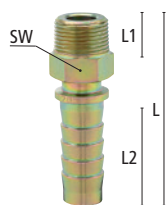
Female and Male Thread Stems for Hose Fittings with Clamp Frame (DIN EN 14 423)

- Massive, very robust female and male thread stems made of steel, stainless steel 1.4305 or brass according to DIN EN 14 423 (former DIN 2826)
- For combination with safety clamps KSM (☺ page 343)
- Pressure-Temperature Table Saturated Steam (☺ page 413)
- **To be used for saturated steam up to + 210°C, or hot water up to + 120°C and up to 18 bar working pressure**

Materials

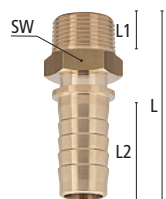
- Thread stems: Steel zinc-plated and yellow passivated (free of chrome VI)/ Brass MS 58 plain/ Stainless Steel 1.4305
- Seals: Frenzelit Novapress Multi II

Max. Working Pressure	Temperature	Thread	Norm	Media
PN 18 bar	sat. steam +210°C/ hot water +120°C	ISO 228/ DIN EN 10226	DIN EN 14423	sat. steam/ hot water



Male thread stems made of steel (zinc-plated and yellow passivated, free of chrome VI)*


Hose connect.	Thread connect.	L	SW	L1	L2	Passage	DN	System	☐	Weight	Type No.
Hose 13x6	R 1/2 m	90	22	16	52	9	15	KSM 12 D	10	110	DA 12-13 ST
Hose 19x7	R 3/4 m	91	27	17	52	14	20	KSM 34 D	10	170	DA 34-19 ST
Hose 25x7.5	R 1 m	95	36	21	52	20	25	KSM 10 D	10	270	DA 10-25 ST
Hose 38x8	R 1 1/2 m	118	50	22	72	33	40	KSM 15 D	5	510	DA 15-38 ST
Hose 50x9	R 2 m	131	60	26	75	44	50	KSM 20 D	1	830	DA 20-50 ST



Male thread stems made of brass MS 58*

Hose connect.	Thread connect.	L	SW	L1	L2	Passage	DN	System	☐	Weight	Type No.
Hose 13x6	R 1/2 m	90	22	16	52	9	15	KSM 12 D	10	120	DA 12-13 MS
Hose 19x7	R 3/4 m	91	27	17	52	14	20	KSM 34 D	10	185	DA 34-19 MS
Hose 25x7.5	R 1 m	95	36	21	52	20	25	KSM 10 D	10	280	DA 10-25 MS
Hose 38x8	R 1 1/2 m	118	50	22	72	33	40	KSM 15 D	5	550	DA 15-38 MS
Hose 50x9	R 2 m	131	60	26	75	44	50	KSM 20 D	1	900	DA 20-50 MS


Other dimensions on request



Male thread stems made of stainless steel 1.4305*

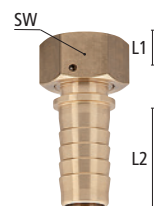
Hose connect.	Thread connect.	L	SW	L1	L2	Passage	DN	System	☐	Weight	Type No.
Hose 13x6	R 1/2 m	90	22	16	52	9	15	KSM 12 D	10	115	DA 12-13 SS
Hose 19x7	R 3/4 m	91	27	17	52	14	20	KSM 34 D	10	175	DA 34-19 SS
Hose 25x7.5	R 1 m	95	36	21	52	20	25	KSM 10 D	10	270	DA 10-25 SS

Other dimensions on request



Female thread stems made of steel (zinc-plated and yellow passivated, free of chrome VI)


Hose connect.	Thread connect.	L	SW	L1	L2	Passage	DN	System	☐	Weight	Type No.
Hose 13x6	G 1/2 f	82.5	27	11	52	9	15	KSM 12 D	10	125	DI 12-13 ST
Hose 19x7	G 3/4 f	86.5	32	15	52	14	20	KSM 34 D	10	180	DI 34-19 ST
Hose 25x7.5	G 1 f	87.5	41	16	52	20	25	KSM 10 D	10	280	DI 10-25 ST
Hose 38x8	G 1 1/2 f	111.5	55	18	72	33	40	KSM 15 D	5	515	DI 15-38 ST
Hose 50x9	G 2 f	119.5	70	19	75	44	50	KSM 20 D	1	810	DI 20-50 ST



Female thread stems made of brass MS 58

Hose connect.	Thread connect.	L	SW	L1	L2	Passage	DN	System	☐	Weight	Type No.
Hose 13x6	G 1/2 f	82.5	27	11	52	9	15	KSM 12 D	10	130	DI 12-13 MS
Hose 19x7	G 3/4 f	86.5	32	15	52	14	20	KSM 34 D	10	200	DI 34-19 MS
Hose 25x7.5	G 1 f	87.5	41	16	52	20	25	KSM 10 D	10	320	DI 10-25 MS
Hose 38x8	G 1 1/2 f	111.5	55	18	72	33	40	KSM 15 D	5	570	DI 15-38 MS
Hose 50x9	G 2 f	119.5	70	19	75	44	50	KSM 20 D	1	890	DI 20-50 MS

Other dimensions on request



Female thread stems made of stainless steel 1.4305

Hose connect.	Thread connect.	L	SW	L1	L2	Passage	DN	System	☐	Weight	Type No.
Hose 13x6	G 1/2 f	82.5	27	11	52	9	15	KSM 12 D	10	155	DI 12-13 SS
Hose 19x7	G 3/4 f	86.5	32	15	52	14	20	KSM 34 D	10	185	DI 34-19 SS
Hose 25x7.5	G 1 f	87.5	41	16	52	20	20	KSM 10 D	10	265	DI 10-25 SS

*without sealing ring

Steam Screwings

Safety Clamps and Sealing Rings, Brass MS 58 (DIN EN 14 423)

- High-quality, robust safety clamps made of brass (DIN EN 14 423/ former DIN 2826)
- Simple, safe and re-usable hose connection for steam screwings
- Packed unassembled incl. screws and nuts



Materials


- Clamp: Brass MS 58 plain
- Screws: Dacro 500 A coated

Max. Working Pressure	Temperature	Norm	
PN 18 bar	Sat. steam +210°C/ Hot water +120°C	DIN EN 14 423	1

Safety clamps made of brass MS 58 (screws DIN 912-12.9 - Dacro 500 A coated)

Hose-o.D./							
Hose connection	Clamping range	L	B	DN	Screw size	Weight	Type No.
Hose 13x6	24-27	65	53	15	M 6x20	336	KSM 12 D
Hose 19x7	32-35	65	68	20	M 8x25	499	KSM 34 D
Hose 25x7.5	39-42	65	77	25	M 8x25	742	KSM 10 D
Hose 38x8	53-56	90	101	40	M 10x40	1430	KSM 15 D
Hose 50x9	64-68	100	111	50	M 10x40	1756	KSM 20 D

Suitable for male and female thread stems DIN EN 14 423 (☺ page 342)



Original sealing rings Frenzelit Novapress Multi II for female threads

System	L	D	D1		Weight	Type No.
G 1/2 f	2	20	13	10	2	DGI 12
G 3/4 f	2	26	18	10	2	DGI 34
G 1 f	2	33	23	10	3	DGI 10
G 1 1/2 f	2	48	38	10	5	DGI 15
G 2 f	2	60	49	10	7	DGI 20

Hose Assembly of Hose Lines according to DIN EN 14 423

1. Push the hose stem (brushed with lubricant if needed) into a square coated hose.
At hoses with marking M the metallic conductor has to be connected with the screwing.
There should be a short distance between safety collar and hose end to take hose material compressed during assembly.
2. Put the clamp halves on the hose using the safety collar and fix everything with two mounting screws (tighten diagonally).
3. Put in the clamp screws and fix diagonally.
4. A small, parallel slit should remain between clamp halves.
5. After putting the hose into operation the screws should be fixed again.

Information about standards:

- DIN 2826 is replaced by DIN EN 14 423.
- The form markings on the parts are adapted accordingly.
- All types are checked using defined test criteria.
- Manufacturer should be certified according to DIN EN ISO 9001:2000.

Safety Clamps

made of Forged Aluminium (DIN EN 14 420-3)

- High-quality, robust clamps made of forged aluminium (DIN EN 14 420-3)
- Easy, safe and re-usable hose assembly of safety clamp fittings
- Packed unassembled incl. screws and nuts

Materials

- Safety clamps: Forged aluminium
- Screws: Dacro 500 A coated

Max. Working Pressure	Temperature	Norm	
PN 25 bar	-40°C – +95°C	DIN EN 14 420-3	1



Safety Clamps

Hose connection	Hose-o.D./Range	L	B	DN	Screws	Weight	Type No.
Hose 19x6	30-33	50	63	20	M 6x20	142	KSA 30-33
Hose 25x6	36-39	50	69	25	M 6x20	151	KSA 36-39
Hose 32x6	43-46	50	76	32	M 6x20	162	KSA 43-46
Hose 38x6.5	50-53	50	83	40	M 6x20	167	KSA 50-53
Hose 50x8	63-67	56	102	50	M 8x25	310	KSA 63-67
Hose 63x8	78-82	74	120	65	M 8x25	454	KSA 78-82
Hose 75x8	89-93	76	132	80	M 8x25	486	KSA 89-93
Hose 75x10	94-97	76	140	80	M 8x25	580	KSA 94-97

Other sizes on request

Hose assembly of safety clamps and hose fittings

1. Hose stem brushed with lubricant is pressed into straight-cut hose
2. Put the clamps halves on the hose using the safety collar and fix carefully in a vice
3. 4 Screws are fixed diagonally (with correct dimensioned hoses there keeps a small slit between clamp halves)

Thread Stems

Brass MS 58 (DIN EN 14 420-5)

- High-quality, robust male thread hose stems made of brass MS 58 (DIN EN 14 420-5/ former DIN 2817)
- Slightly grooved hose stem with safety collar for forged clamps
- For direct connection or as adaptor for Kamlok quick couplings, tank truck couplings, etc.
- **To be used for petrochemical media or water in the industry, tank trucks or agriculture, etc.**

Materials

- Thread stems: Brass MS 58 plain

Max. Working Pressure	Temperature	Thread	Norm	Media	
PN 25 bar	-40°C – +95°C	ISO 228	DIN EN 14 420-5	different	1



Male thread stems for safety clamps

Hose connect.	Thread connect.	L	SW	L1	L2	Passage	DN	System	Weight	Type No.
Hose 13x5	G 1/2 m	62	22	12	35	9	15	-	70	GTA 12-13 MS
Hose 19x6	G 3/4 m	63.5	27	13	34.5	14	20	KSA 30-33	105	GTA 34-19 MS
Hose 25x6	G 1 m	65	36	14	35	20.5	25	KSA 36-39	168	GTA 10-25 MS
Hose 32x6	G 1 1/4 m	66	46	15	35	27.5	32	KSA 43-46	215	GTA 54-32 MS
Hose 38x6.5	G 1 1/2 m	73.5	55	18	37	33	40	KSA 50-53	382	GTA 15-38 MS
Hose 50x8	G 2 m	80	65	20	40	45	50	KSA 63-67	537	GTA 20-50 MS

Thread Stems

Stainless Steel 1.4401 electropolished (DIN EN 14 420-5)

- High-quality, robust female and male-thread hose stems made of stainless steel electropolished (DIN EN 14 420-5/ former DIN 2817)
- Surface electropolished, stems finished
- Plain hose stem with safety collar for forged clamps
- Female threads flat sealing with thread-sealing ring made of PTFE
- For direct connection or as adaptor for Kamlok quick couplings, tank truck couplings etc.
- For the connection with safety clamps Type KSA (☉page 344)
- For aggressive fluids (according to concentration) in chemical and petrochemical industry, steel or food industry, medical technology, shipbuilding or agriculture

Materials

- Thread stem: Stainless Steel 1.4401 electropolished

Max. Working Pressure	Temperature	Thread	Norm	Media	
PN 25 bar	-40°C – +95°C	ISO 228	DIN EN 14 420-5	different	1

Male thread stems for safety clamps

Hose connect.	Thread connect.	L	SW	Passage	DN	System	Weight	Type No.
Hose 19x6	G 3/4 m	62	27	15	20	KSA 30-33	99	GTA 34-19 SS
Hose 25x6	G 1 m	63	36	20.5	25	KSA 36-39	148	GTA 10-25 SS
Hose 32x6	G 1 1/4 m	63.5	46	27.5	32	KSA 43-46	210	GTA 54-32 SS
Hose 38x6.5	G 1 1/2 m	66.5	55	33	40	KSA 50-53	290	GTA 15-38 SS
Hose 50x8	G 2 m	75.5	*	45	50	KSA 63-67	395	GTA 20-50 SS
Hose 63x8	G 2 1/2 m	94.5	*	58	65	KSA 78-82	655	GTA 25-63 SS
Hose 75x8	G 3 m	97.5	*	70	80	KSA 89-93	775	GTA 30-75 SS

* For hooking according to DIN 1810

Female thread stems for safety clamps (two parts screwing)

Hose connect.	Thread connect.	L	SW	Passage	DN	System	Weight	Type No.
Hose 19x6	G 3/4 f	60	30	15	20	KSA 30-33	92	GTI 34-19 SS
Hose 25x6	G 1 f	62	36	21	25	KSA 36-39	126	GTI 10-25 SS
Hose 32x6	G 1 1/4 f	64	46	28	32	KSA 43-46	190	GTI 54-32 SS
Hose 38x6.5	G 1 1/2 f	67	55	33	40	KSA 50-53	322	GTI 15-38 SS
Hose 50x8	G 2 f	77	65	45	50	KSA 63-67	440	GTI 20-50 SS
Hose 63x8	G 2 1/2 f	91	85	58	65	KSA 78-82	837	GTI 25-63 SS
Hose 75x8	G 3 f	100	100	70	80	KSA 89-93	1211	GTI 30-75 SS



Current information about standards:

- DIN 2817 is replaced by DIN EN 14 420-5
- The form markings on thread stems are adapted
- All types are checked using defined test criteria
- Manufacturer should be certified according to DIN EN ISO 9001:2000
- New maximum working pressure of 25 bar or application limit of used hose lines



SoftFlow Material Conveying Quick Connect Couplings

made of Stainless Steel 1.4305

DN 41

- High-quality quick coupling system for pressure or vacuum-conveying bulk material or liquids, eg. for vacuum-conveying granulate material in the plastics industry
- Low wearing due to coupling body made of stainless steel
- Coupling sleeve, plug and cap made of aluminium (hard coated)
- Full, straight-through passage without profile narrowing
- Light weight, easy to handle
- Quick coupling principle with ball shut-off for easy operation
- Easy manual replacement of sealing rings
- Perfectly adapted hose stems for PVC or polyurethane spiral hoses
- Plug and coupling for tube connection with double O-ring sealing and fixing with screw

Max. Working Pressure	Temperature	DN	Operation	Type of valve	Vacuum	Media	
PN 10 bar	-15° – +95° C	41	Two-hands	Straight-through	Vacuum	Plastic granulate	1



SoftFlow Coupling with hose stem

Hose connection	L	D	L1	DS	Passage	Weight	Type No.
Hose i.D. 38	82	65	45	49	34	340	GRK 38 T
Hose i.D. 40	82	65	45	49	36	340	GRK 40 T
Hose i.D. 45	82	65	45	49	41	340	GRK 45 T
Hose i.D. 50	82	65	45	49	41	360	GRK 50 T

For hose clips type HS/ HSE (© Page 194 - 195)



SoftFlow Vacuum Coupling for tube connection*

Connection	L	D	L1	DS	Passage	Weight	Type No.
Tube AD 38	70	65	30	49	34	480	GRK 38 R
Tube AD 40	70	65	30	49	36	480	GRK 40 R
Tube AD 45	70	65	30	49	41	520	GRK 45 R
Tube AD 50	70	65	30	49	41	580	GRK 50 R

*Attention: Only suitable for vacuum applications, sealing with O-ring, fixing with screw



SoftFlow Coupling with female thread

Thread connection	SW	L	D	L1	DS	Passage	Weight	Type No.
G 1 1/2 f	55	68	65	19	49	41	560	GRK 15 I
G 2 f	60	68	65	19	49	41	650	GRK 20 I



SoftFlow Cap Coupling with chain

L	D	DS	Chain Length	Weight	Type No.
48	68	49	170	320	GRK-V

Original Sealing Ring for coupling

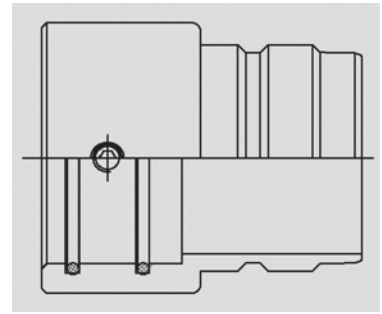
Type	Size	Material		Weight	Type No.
O-ring	45 x 5	NBR	10	6	GRK-D

Adapted hose stems for other hose dimensions/ types on request



Materials

- Sleeve: Aluminium (hard coated)
- Valve body, plug: Stainless steel 1.4305
- Springs, retaining ring: Stainless steel 1.4310
- Balls: Stainless steel 1.4304
- Seals: NBR
- Screw: Stainless steel 1.4301
- Plug: Aluminium (hard coated)



SoftFlow Plug with hose stem

Hose connection	L	D	L1	L2	DS	Passage	Weight	Type No.
Hose i.D. 38	83	55	45	36	49	34	310	GRS 38 T
Hose i.D. 40	83	55	45	36	49	36	315	GRS 40 T
Hose i.D. 45	83	55	45	36	49	41	330	GRS 45 T
Hose i.D. 50	83	55	45	36	49	41	360	GRS 50 T

For hose clips type HS/ HSE (© Page 194 - 195)



SoftFlow Vacuum Plug for tube connection*

Connection	L	D	L1	L2	DS	Passage	Weight	Type No.
Tube AD 38	68.5	58	30	36	49	34	360	GRS 38 R
Tube AD 40	68.5	58	30	36	49	36	370	GRS 40 R
Tube AD 45	68.5	58	30	36	49	41	385	GRS 45 R
Tube AD 50	68.5	58	30	36	49	41	420	GRS 50 R

*Attention: Only suitable for vacuum applications, sealing with O-ring, fixing with screw



SoftFlow Plug with female thread

Thread connection	SW	L	D	L1	L2	DS	Passage	Weight	Type No.
G 1 1/2 f	55	65	59	19	36	49	41	350	GRS 15 I
G 2 f	60	65	59	19	36	49	41	380	GRS 20 I




SoftFlow Cap Plug with chain

L	D	L1	DS	Length chain	Weight	Type No.
60	58	36	49	170	195	GRS-V



Special types/ versions, i.e. with bulkhead-screwing, plug or colour coding, and other sizes on request



Couplings and Fittings for Snowmaking Systems



A first-class and reliable snow pump installation is characterised by perfectly functioning components which easily withstand extreme conditions (e.g. ice, snow, sun, large temperature fluctuations). The SnowMaster by **LUDECKE**[®] series is a high-quality and extremely robust coupling system - adapted to these demanding areas of application. The products are TÜV accredited with regard to all safety-relevant features and undergo strict internal quality tests on a regular basis.

Using the SnowMaster fittings guarantees safe and reliable use of snow machines and outstanding operational safety.

Advantages:

- High-quality stainless steel 1.4401 or steel zinc-plated
- Robust, reliable, absolutely leakage-proof and durable
- Simple and easy handling
- Best flow rates, due to maximum bore
- Hose barb profiles are customised to the hose types used and optimised for the different assembly methods

**Snow
Master**[®]
by **LUDECKE**

Convincing Quality

The SnowMaster coupling system is based on the Kamlok system. However, it has a considerably reinforced housing including lever mounts, stainless steel investment casting handles with riveted high-pressure pins and a practical handle securing. The system is precisely designed for common hoses and assembly methods.



Broad Range

High-Pressure Quick Couplings



These special couplings are particularly suited for snow and pump machines, tunnelling, conveyor technology or other high-pressure applications with liquids.

The investment casted handle with high-pressure pin (crimped on both sides) ensures a safe connection between male and female part. The handle securing with robust cord made of stainless steel and safety clip prevent the handle from accidental opening.

Drain Adapter



The first-class SnowMaster drain adapters made of stainless steel allow for automatic drainage of the lines when turning off the plant or reducing the pressure to avoid frost damages in the plant and hose lines.

High-Pressure Screwings



The extremely robust hose barb adapters are used above all for stationary long-term installations of pipe and hose lines.

We offer male thread hose barbs for flat hoses or thick-walled hoses made of rubber as well as female thread hose barbs.

Overview of Couplings and Fittings for Snowmaking Systems

High-Pressure Quick Couplings

Drain Adapter

High-Pressure Screwings

Series / nominal diameter:

US-Mil-Norm C-27487/ DIN EN 14 420-7



Materials

Body:	Steel zinc-plated + blue passivated	Stainless Steel 1.4401	Steel zinc-plated + blue passivated
Coupling body:	Stainless Steel 1.4401	Stainless Steel 1.4401	-
Valve:	-	MS 58 nickel-plated	-
Pin:	Stainless Steel 1.4401	Stainless Steel 1.4401	-
Cord:	Stainless Steel 1.4401	Stainless Steel 1.4401	-
Ring:	Stainless Steel 1.4401	Stainless Steel 1.4401	-
Clip:	Steel zinc-plated	Steel zinc-plated	-
Seals:	NBR	NBR	PUR*
Handle:	Stainless Steel 1.4401	Stainless Steel 1.4401	-
Max. Working Pressure:	PN 60 bar	PN 60 bar	PN 60 bar
Temperature:	-40°C – + 95°C	-40°C – + 95°C	-40°C – + 95°C
Thread Types:	ISO 228/ DIN EN 10226	-	-
Page:	350	352	352

*for female thread

High-Pressure Quick Couplings

made of Stainless Steel 1.4401 – System Kamlok PN 60 bar



- High-quality, robust high-pressure quick couplings made of stainless steel 1.4401
- Coupling dimensions according to US-Mil-Norm (MIL-C-27487) or DIN EN 14 420-7
- Considerably reinforced housing (compared to Standard Kamlock)
- Investment casted handle with high-pressure pins (crimped on both sides)
- Handle securing with robust cord (stainless steel) and safety clip
- TÜV accredited for working pressure up to 60 bar (burst pressure test 150 bar) for liquids*
- **Special coupling system to be used on snow pump installations, tunnelling, conveyor technology or different high-pressure applications with liquids**

Max. Working Pressure	Temperature	Thread	Norm	Media	
PN 60 bar*	-40°C – +95°C	ISO 228 / DIN EN 10226	MIL-C-27487/ DIN EN 14 420-7	Liquid media	1

Optional Stem-Types

for steelband



for crimping ferrule



for wire



for safety clamp

Couplings with hose stem for flat hoses or thick-walled rubber hoses

Hose connect.	Type-Size	ID	DN	System	Weight	Type No.
Hose i.D. 25-28	100	37.3	25	-	380	SKK 100-T
Hose i.D. 38-40	150	54	40	-	635	SKK 150-T
Hose i.D. 50-54	200	63.8	50	-	990	SKK 200-T
Hose i.D. 38-40	200	63.8	40	with thread stem	1360	SKK 200/150-T
Hose i.D. 63-67	250	76.8	65	-	2800	SKK 250-T**

Plugs with hose stem for flat hoses or thick-walled rubber hoses

Hose connect.	Type-Size	ID	DN	System	Weight	Type No.
Hose i.D. 25-28	100	36.7	25	-	230	SKS 100-T
Hose i.D. 38-40	150	53.4	40	-	425	SKS 150-T
Hose i.D. 50-54	200	63	50	-	740	SKS 200-T
Hose i.D. 38-40	200	63	40	with thread stem	1080	SKS 200/150-T
Hose i.D. 63-67	250	75.8	65	-	2450	SKS 250-T**

Attention: Nine different hose stem contours and dimensions are available as standard hose designs!

For each order the exact hose type, size and preferred assembly method has to be specified to choose the right hose stem version! For new stem profiles: minimum quantity is 50 sets.

Crimping ferrules made of steel (zinc-plated) for hydraulic crimping

Type-Size	System	Weight	Type No.
100	Flat hose	180	PH-100-S F
100	Rubber hose	215	PH-100-S G
150	Flat hose	219	PH-150-S F
150	Rubber hose	333	PH-150-S G
200	Flat hose	240	PH-200-S F
200	Rubber hose	360	PH-200-S G
250	Flat hose	370	PH-250-S F
250	Rubber hose	450	PH-250-S G

Attention: Specify the exact hose type and size in each case!

* Screwed with thread stem made of stainless steel

** Max. Working Pressure 40 bar



High-Pressure Quick Couplings


Materials

- Couplings, plug, handle: Stainless Steel 1.4401
- Screwing stem: Steel blue passivated
- Ferrule: Steel zinc-plated and blue passivated
- Seals: NBR
- Thread sealing ring: PTFE
- Screws: DACRO 500 A coated
- Pin, cord, ring: Stainless Steel 1.4401
- Clip: Steel zinc-plated (DIN 11024)




Couplings with female thread and thread sealing ring

Thread connection	L	B	Type-Size	ID	DN	Weight	Type No.
G 1 f	63	70	100	37.3	25	450	SKK 100 I
G 1 1/2 f	73	93	150	54	40	850	SKK 150 I
G 2 f	78	102	200	63.8	50	920	SKK 200 I
G 2 1/2 f	78	110	250	76.5	65	1300	SKK 250 I*




Couplings with male thread

Thread connection	L	B	Type-Size	ID	DN	Weight	Type No.
R 1 1/2 m	67	93	150	54	40	740	SKK 150 A
R 2 m	79	102	200	63.8	50	944	SKK 200 A



Dust Caps

L	B	Type-Size	ID	DN	Weight	Type No.
49	70	100	37.3	25	390	SKK 100-DC
59	93	150	54	40	480	SKK 150-DC
63	102	200	63.8	50	680	SKK 200-DC
67	110	250	76.5	65	920	SKK 250-DC*



Plugs with female thread and thread sealing ring (DIN EN 14 420-7 Form AF)

Thread connection	L	Type-Size	ID	Passage	DN	Weight	Type No.
G 1 f	52	100	36.7	24	25	222	100-A-SS
G 1 1/2 f	62	150	53.4	38	40	493	150-A-SS
G 2 f	71	200	63	51	50	644	200-A-SS
G 2 1/2 f	75	250	75.8	58	65	945	250-A-SS



Plugs with male thread (DIN EN 14 420-7 Form FF)

Thread connection	L	Type-Size	ID	Passage	DN	Weight	Type No.
R 1 m	72	100	36.7	24	25	258	100-F-SS
R 1 1/2 m	82	150	53.4	38	40	565	150-F-SS
R 2 m	90	200	63	51	50	650	200-F-SS
R 2 1/2 m	105	250	75.8	58	65	1317	250-F-SS



Dust Plugs (DIN EN 14 420-7 Form DP)

L	Type-Size	ID	DN	Weight	Type No.
46	100	36.7	25	139	100-DP-SS
57	150	53.4	40	335	150-DP-SS
60	200	63	50	441	200-DP-SS
66	250	75.8	65	657	250-DP-SS



Handle with high-pressure pin, Cord, Ring, Safety clip

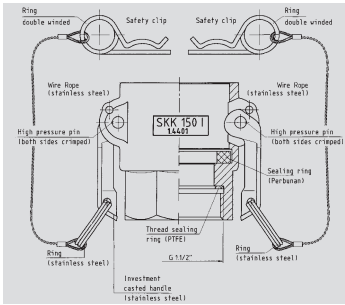
Type-Size	Weight	Type No.
150, 200, 250	89	SKH 1



*Max. Working Pressure 40 bar

Drain Adapter

with 3 Automatic Drainage Valves 3/4" and 2 fixing spears



- High-quality drain adaptor made of stainless steel 1.4401
- Automatic drainage of the lines when turning off the plant or reducing the pressure to avoid frost damages in the plant and hose lines.
- Simply assemble the adaptor at the lowest spot between snow pump and hydrant and fix it with two spears (60 cm length) in suitable position

Materials

- Body, handle: Stainless Steel 1.4401
- Valve: Brass MS 58 nickel-plated
- Seals: NBR
- Pin, cord, ring: Stainless Steel 1.4401
- Clip: Steel zinc-plated (DIN 11024)

Max. Working Pressure	Temperature	Media	
PN 60 bar	-40°C – +95°C	Liquid media	1

Drain Adaptor with 3 Automatic Drainage Valves 3/4" and 2 fixing spears

Connection	Type-Size	L	ID	ID1	DN	Weight	Type No.
Female/ Male	150	197	53.4	54	40	2870	SKK 150 EA
Female/ Male	200	216	63	63.8	50	4039	SKK 200 EA
Automatic Drainage Valves also available separately (7 bore)						160	EWV 34
Automatic Drainage Valves also available separately (1 bore)						170	EWV 341

Opening pressure of valves approx. 1 bar!



High-Pressure Screwings

made of Steel Zinc-plated

- Extremely robust hose barb adapters for stationary long-term installations of pipe and hose lines
- Female thread stems with swivelling nut, flat sealing with thread sealing ring
- Complementary safety clamps and crimping ferrules (© page 344, 350)

Materials

- Hose stem: Steel zinc-plated and blue passivated
- Seals: PUR

Max. Working Pressure	Temperature	Thread	Media	
PN 60 bar	-40°C – +95°C	ISO 228 / DIN EN 10226	Liquid media	1

Male thread hose stems for flat hoses or thick-walled rubber hoses


Thread connection	Hose connection	SW	DN	Weight	Type No.
R 1 m	Hose i.D. 25-28	36	20	220	SGA 100-T
R 1 1/2 m	Hose i.D. 38-40	50	40	372	SGA 150-T
R 2 m	Hose i.D. 38-40	60	40	210	SGA 200/150-T
R 2 m	Hose i.D. 50-54	60	50	620	SGA 200-T

Female thread hose stems for flat hoses or thick-walled rubber hoses (with screwing nut)

Thread connection	Hose connection	SW	DN	Weight	Type No.
G 1 f	Hose i.D. 25-28	41	20	250	SGI 100-T
G 1 1/2 f	Hose i.D. 38-40	55	40	390	SGI 150-T
G 2 f	Hose i.D. 50-54	70	50	640	SGI 200-T

Attention: Nine different hose stem contours and dimensions are available as standard hose designs! For each order the exact hose type, size and preferred assembly method has to be specified to choose the right hose stem version! For new stem profiles: minimum quantity is 50 sets.

Other sizes on request!



LÜDECKE

Die elementare Verbindung.



GEKA plus Claw Couplings for Strict Hygiene Requirements



GEKA plus Claw Couplings made of chromium steel are the universal couplings for applications in the chemical industry, for water, lye and different aggressive media as well as strict hygiene requirements.

The products have a patented high-performance sealing ring made of FKM with excellent elasticity properties. Depending on the application, we recommend hose clips or clamps for fixation.

Advantages:

- Easy to couple, high pressure and vacuum range, reduced tilting moment
- Maximum passage through perfect wall thickness
- Safe and hose-friendly hose barbs
- Ergonomically formed claws
- Safety notches against accidental loosening
- Different sizes and connection types

Easy Handling – Safe and Firm Grip



GEKA plus claw couplings are connected the same way as standard claw couplings. Push the two couplings together at 180° degrees opposite to each other until the seal faces touch. Afterwards, rotate one coupling half as far as it will go into the opposite direction of the other - the couplings lock into place.

GEKA plus Claw Couplings

made of Chromium Steel for Applications with Strict Hygiene Requirements

strict hygien
requirements

- High-quality couplings made of chromium steel similar to Stainless Steel 1.4401
- Easy to couple, high pressure and vacuum range, reduced tilting moment
- Maximum passage through perfect wall thickness as well as safe and hose-friendly hose barbs
- Ergonomically formed claws, safety notches against accidental loosening
- Patented high-performance rubber ring made of FKM (DIN ISO 1629) with excellent elastic properties
- **Universal coupling for applications in the chemical industry for water, lye or aggressive media**

Materials:

- Claw, connector: Chromium steel similar to Stainless steel 1.4401
- Seals: FKM

Max. Working Pressure	Temperature	Thread	Claw distance	Media	⊗
PN 40 bar	-5°C – +100°C	ISO 228	40 mm	Water / Lye	5

Claw Couplings GEKA plus with hose barb

Hose connection	L	B	L1	Passage	Weight	Type No.
Hose i.D. 13	50	53.5	28	10	89	GSK 13 SS
Hose i.D. 19	52.5	53.5	32	17	92	GSK 19 SS
Hose i.D. 25	57.5	53.5	37	21.5	117	GSK 25 SS

For hose clips type SLE (⊗ page 386), type HSE (⊗ page 388)

Claw Couplings GEKA plus with female thread and thread sealing ring

Thread connection	L	B	L1	Passage	Weight	Type No.
G 1/2 f	30.5	53.5	9.5	14	82	GKI 12 SS
G 3/4 f	31.5	53.5	10.5	19	88	GKI 34 SS
G 1 f	32.5	53.5	11	23	100	GKI 10 SS

Claw Couplings GEKA plus with male thread

Thread connection	L	B	L1	Passage	Weight	Type No.
G 1/2 m	30.5	53.5	8	15	80	GKA 12 SS
G 3/4 m	33	53.5	8	20	91	GKA 34 SS
G 1 m	31	53.5	8	23	86	GKA 10 SS



Male thread sealing with PVC sealing ring type HPD (⊗ page 212)

Claw Coupling GEKA plus with plain end

Version	L	B	Weight	Type No.
without chain	36.5	53.5	85	GKO SS

Original Rubber Ring for GEKA plus Claw Couplings made of chromium steel

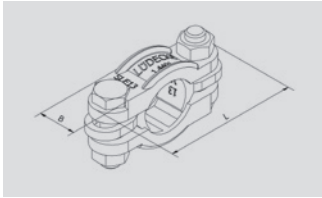
Resistance	L	D	D1	Material	Temp.°C	Media	Colour	Shore A	⊗	Weight	Type No.
Water	10.8	33.5	20.5	FKM	-20 – +160	Water	green	65°	10	5	GKVR-N



Hose Clamps

made of Stainless Steel

- Robust clamps made of stainless steel 1.4401
- Robust, easy and secure hose assembly for various fittings and applications




Materials

- Clamps, Spacers: Stainless Steel 1.4401
- Screws: Stainless Steel A4-70

Max. Working Pressure	Norm
PN 16 bar	DIN 20039 A

Hose Clamps DIN 20039 A made of stainless steel 1.4401, two parts with loose spacers

Hose-o.D./							
Version	Range	L	B	Screw size		Weight	Type No.
Hose i.D. 13	18-26	63	18	M 8x30	5	140	SLE 13
Hose i.D. 19	26-33	71	18	M 8x30	5	160	SLE 19
Hose i.D. 25	32-40	81	18	M 10x35	5	210	SLE 25



High-Performance Hose Clips

made of Stainless Steel W5 (DIN 3017)

- High-performance hose clips made of stainless steel W5
- Optimum sealing through high belt tension – maximum strip safety
- Hose-protective through rounded edges
- Stamped band
- Thinner screw body with new suspension, hence improved tightening and fracture torque
- Material and clamp range stamped at inner band side
- Hexagon screw with cross-slotted head
- Optimum distribution of tension over complete hose diameter
- Up to size 90 in boxes, size 100 in plastic bags
- For safe, fast and removable assembly of various hoses and fittings for different media


Materials

- Band, body, screw: Stainless steel W5

Norm

DIN 3017

High-Performance Hose Clips, band and lock made of stainless steel W 5

Range				torque			band-width					
mm	inch	B	SW	Max. Nm.	L	H	B1	S		Weight	Type No.	
8-12	5/18-1/2	10.5	6	1.5	17	9.5	8	0.7	100	6	HSE 12	
8-16	5/18-5/8	14	7	2-2.5	21	14	9	0.8	100	11	HSE 16	
12-20	1/2-3/4	14	7	2-2.5	24	14	9	0.8	100	13	HSE 20	
16-25	5/8-1	14	7	3-3.5	24	14	9	0.8	100	14	HSE 25	
20-32	3/4-1 1/4	14	7	3-3.5	24	14	9	0.8	100	15	HSE 32	
25-40	1-1 5/8	14	7	3-3.5	26	14	9	0.8	50	18	HSE 40	
32-50	1 1/4-2	14	7	3-3.5	26	14	9	0.8	50	18	HSE 50	
40-60	1 5/8-2 3/8	14	7	3-3.5	26	14	9	1.0	25	20	HSE 60	
50-70	2-2 3/4	14	7	3-3.5	26	14	9	1.0	25	21	HSE 70	
60-80	2 3/8-3 1/8	14	7	3-3.5	26	14	9	1.0	25	23	HSE 80	
70-90	2 3/4-3 1/2	14	7	3-3.5	26	14	9	1.0	25	25	HSE 90	
80-100	3 1/8-4	14	7	3-3.5	26	14	9	1.0	10	28	HSE 100	

